

DAILY REPORT



For more information, email trading_sales@tsx.com

December 8, 2021

Indices	December 8 Close	Previous Close	Change	% Change
S&P/TSX Composite Index	21,077.35			%
S&P/TSX 60 Index	1,277.68			%
S&P/TSX Venture Composite	924.67			%
S&P/TSX Completion Index	1,212.24			%
S&P/TSX Smallcap Index	774.75			%

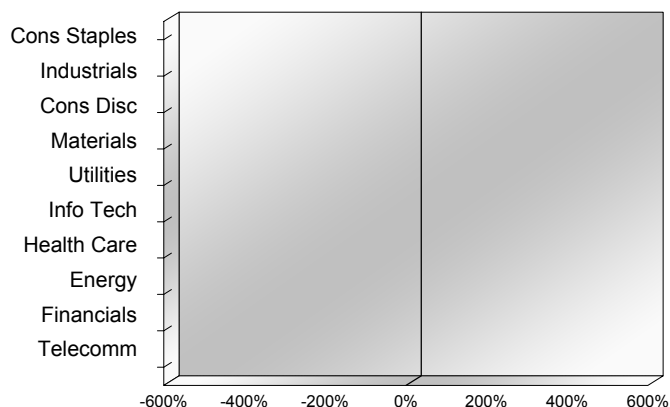
S&P/TSX Composite Index		
Advancers	Decliners	Unchanged
0	0	0

S&P/TSX Composite Index			
Top 10 Index Contributors		Top 10 Index Detractors	
Constituent	Index Contribution	Constituent	Index Contribution

S&P/TSX Composite Index			
Top 10 Advancers		Top 10 Decliners	
Constituent	Return	Constituent	Return
	%		%

S&P/TSX Composite Index				
Sector	# of Index Constituents	Weight	Market Cap (\$B)	Index Contribution
Consumer Staples	13	%	\$111.38	
Industrials	30	%	\$353.28	
Consumer Discretionary	13	%	\$108.99	
Materials	55	%	\$347.15	
Utilities	16	%	\$134.56	
Information Technology	15	%	\$345.10	
Health Care	9	%	\$25.85	
Energy	23	%	\$395.18	
Financials	28	%	\$976.85	
Communication Services	7	%	\$144.90	
S&P/TSX Composite Index	209	%	\$2,943.24	

S&P/TSX Composite Index - Sectors Returns



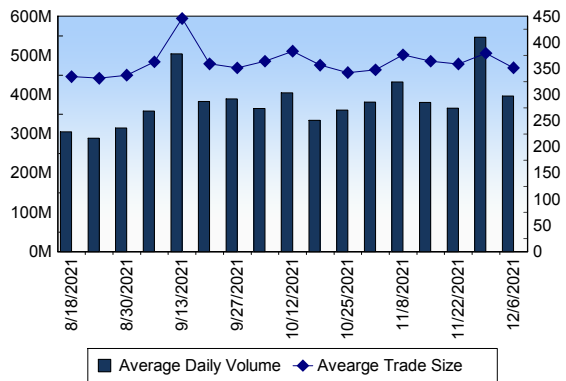
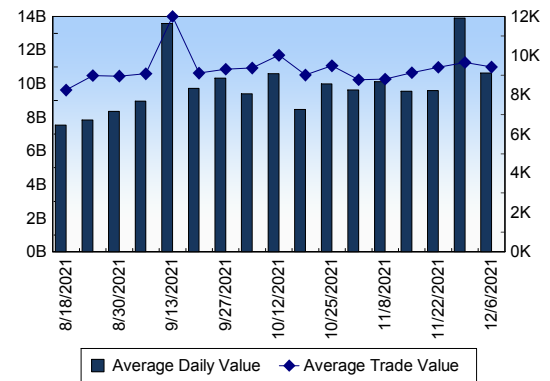
This report is published by TSX Inc. TSX Inc. does not guarantee either the completeness or the accuracy of this information. The information contained in this report is provided for informational purposes only and you agree not to rely upon the information contained in this report for any trading, business or financial purpose. These sheets are printed in Canada and issued by TSX Inc. under the express condition, to which everyone receiving or making use thereof assents, that no liability shall be incurred by TSX Inc. or its affiliated companies or any other vendor or donor, including, without limitation, for reliance on or for any errors or inaccuracies in this report. Neither TMX Group Limited, TSX Inc., nor any of their affiliated companies, guarantees the completeness of the information contained in this document and are not responsible for any errors or omission in or your use of, or reliance on, the information. This publication is under copyright. © 2016 TSX Inc. All rights reserved. Do not copy, distribute, sell or modify this publication without the prior written consent of TSX Inc. <http://www.tsx.com/trading>

TSX

Daily Volume	328,546,275
Daily Value	\$9,005,014,124
Daily Trades	1,019,966
Daily Symbols Traded	2,086

TSX ANONYMOUS TRADING

Daily Volume	149,560,759
Daily Value	\$4,064,922,903
Average Trade Size	287
% TSX Volume	45.52 %

TSX Volume**TSX Value (in Canadian Dollars)****Top 20 TSX Symbols by Volume**

Symbol	TSX Volume	TSX Value
BTO	9,291,266	\$45,354,644
CNQ	8,007,362	\$436,427,951
SU	7,511,022	\$237,114,985
ENB	6,942,323	\$337,738,726
CPG	6,193,116	\$41,826,245
BTE	5,730,629	\$22,884,450
CVE	5,675,583	\$91,099,752
MFC	5,025,518	\$120,147,588
BBD.B	4,505,791	\$8,087,333
K	4,352,349	\$32,364,418
XAM	4,333,921	\$129,968
NVEI	4,086,575	\$297,328,804
TD	3,650,044	\$348,036,529
DML	3,542,903	\$6,987,624
HEXO	3,470,695	\$4,806,200
CP	3,213,145	\$292,699,585
BNS	2,995,621	\$255,752,594
AC	2,968,992	\$66,022,370
ABX	2,961,472	\$69,327,435
BCE	2,947,506	\$193,683,141

Top 20 TSX Symbols by Value

Symbol	TSX Volume	TSX Value
CNQ	8,007,362	\$436,427,951
TD	3,650,044	\$348,036,529
ENB	6,942,323	\$337,738,726
NVEI	4,086,575	\$297,328,804
CP	3,213,145	\$292,699,585
RY	2,190,277	\$284,112,977
SHOP	135,841	\$260,231,597
BNS	2,995,621	\$255,752,594
SU	7,511,022	\$237,114,985
BCE	2,947,506	\$193,683,141
CM	1,225,348	\$174,208,248
CNR	965,798	\$158,444,383
BMO	1,045,273	\$144,200,449
NA	1,311,150	\$127,476,919
MFC	5,025,518	\$120,147,588
TOU	2,686,485	\$115,062,172
ATD	2,228,029	\$114,501,368
TRP	1,854,539	\$109,721,313
CSU	47,472	\$104,360,160
SLF	1,413,393	\$97,943,858

ETF Trading

Daily Volume	23,353,604	Average Trade Value	\$11,206
Daily Value	\$548,231,016	Average Trade Size	477
# Trades	48,924	# of ETFs Traded	821

Top 10 ETFs by TSX Volume

Symbol	Market Volume	Market Value
XIU	2,399,072	\$77,227,055
XEG	1,855,872	\$19,884,022
HNU	1,475,447	\$12,997,620
HOD	947,930	\$8,392,846
ZSP	653,921	\$42,673,291
HND	627,636	\$18,412,173
BTCC.B	600,850	\$5,688,639
HXT	586,423	\$29,528,557
ETHX.B	561,253	\$11,518,336
HOU	560,557	\$6,594,260

Top 10 ETFs by TSX Value

Symbol	Market Volume	Market Value
XIU	2,399,072	\$77,227,055
ZSP	653,921	\$42,673,291
HXT	586,423	\$29,528,557
XEG	1,855,872	\$19,884,022
HND	627,636	\$18,412,173
ZEB	431,355	\$16,459,279
XSP	318,663	\$16,121,486
HNU	1,475,447	\$12,997,620
VFV	118,347	\$12,470,740
ETHX.B	561,253	\$11,518,336

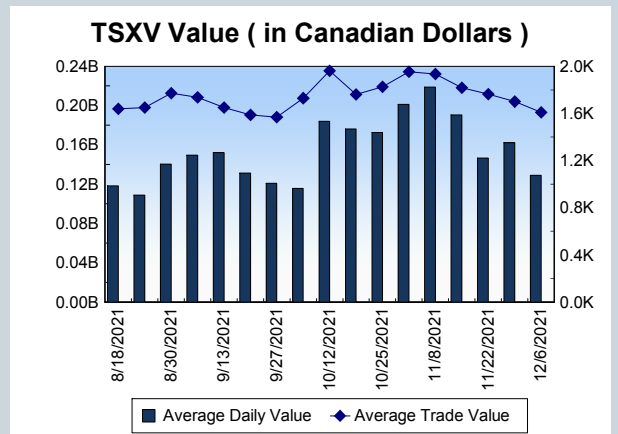
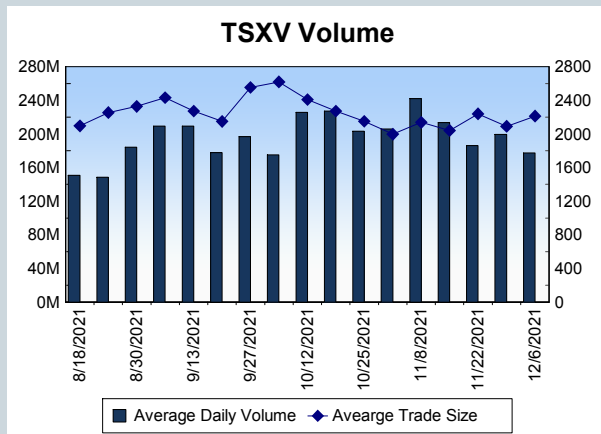
Block Trades	Non Block Trades
979	1,018,987

Top 5 Block Trade Brokers by Volume	
Broker	TSX Block Volume
NATIONAL BANK FINANCIAL	12,972,400
MORGAN STANLEY CANADA	11,835,600
GOLDMAN SACHS CANADA I	8,926,900
SCOTIA CAPITAL INC.	8,627,600
TD SECURITIES INC.	8,211,600

Top 5 Block Trade Symbols by Volume	
Symbol	TSX Block Volume
CNQ	5,369,200
BTO	4,610,900
ENB	2,690,200
MFC	2,380,900
SU	2,258,000

TSXV	
Daily Volume	156,590,406
Daily Value	\$102,468,077
Daily Trades	65,066
Daily Symbols Traded	1,277

TSXV ANONYMOUS TRADING	
Daily Volume	74,966,098
Daily Value	\$56,269,295
Average Trade Size	2,276
% TSXV Volume	47.87%



Top 20 TSXV Symbols by Volume		
Symbol	TSXV Volume	TSXV Value
CMB	6,513,131	\$780,135
CMC	3,813,520	\$873,467
UGD	3,254,568	\$309,626
RLV	2,581,600	\$38,729
VLI	2,064,182	\$462,028
HRE.H	1,944,181	\$39,129
KUB	1,941,500	\$37,580
NCI	1,918,966	\$99,167
WATR	1,826,422	\$91,010
ALLI	1,766,165	\$2,458,167
HIVE	1,574,907	\$6,538,828
ELBM	1,318,512	\$448,673
PEX	1,294,515	\$420,669
AGC	1,272,815	\$515,463
TNZ.RT	1,250,063	\$6,250
AAZ	1,158,275	\$81,009
BITF	1,103,970	\$8,859,374
VXTR	1,097,758	\$1,160,180
ROVR	1,097,068	\$60,153
ADD	1,077,000	\$59,375

Top 20 TSXV Symbols by Value		
Symbol	TSXV Volume	TSXV Value
BITF	1,103,970	\$8,859,374
HIVE	1,574,907	\$6,538,828
TOI	27,924	\$3,241,424
SLI	247,752	\$2,878,006
ALLI	1,766,165	\$2,458,167
LI	464,210	\$2,266,717
WE	137,822	\$1,896,405
FL	864,202	\$1,793,123
NLC	228,488	\$1,450,406
CYP	765,598	\$1,437,620
ZEN	202,171	\$1,224,570
VXTR	1,097,758	\$1,160,180
CAD	346,093	\$1,128,015
ESK	409,426	\$1,072,302
EMO	341,757	\$1,055,050
DMGI	1,054,411	\$1,041,533
QUIS	993,249	\$1,018,434
XYZ	775,433	\$1,017,218
SALT	614,924	\$966,851
GBRR	154,879	\$929,862

Dark TSX/TSXV Trading			
Volume	16,495,530	Daily Trades	78,128
Value	585,857,825	Daily Symbols Traded	1,374