

DAILY REPORT



For more information, email trading_sales@tsx.com

December 14, 2021

Indices	December 14 Close	Previous Close	Change	% Change
S&P/TSX Composite Index	20,648.57			%
S&P/TSX 60 Index	1,255.34			%
S&P/TSX Venture Composite	877.66			%
S&P/TSX Completion Index	1,174.38			%
S&P/TSX Smallcap Index	734.28			%

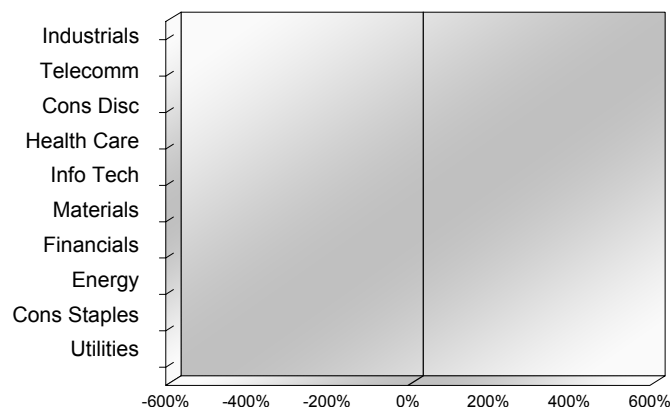
S&P/TSX Composite Index		
Advancers	Decliners	Unchanged
0	0	0

S&P/TSX Composite Index			
Top 10 Index Contributors		Top 10 Index Detractors	
Constituent	Index Contribution	Constituent	Index Contribution

S&P/TSX Composite Index			
Top 10 Advancers		Top 10 Decliners	
Constituent	Return	Constituent	Return
	%		%

S&P/TSX Composite Index				
Sector	# of Index Constituents	Weight	Market Cap (\$B)	Index Contribution
Industrials	30	%	\$372.61	
Communication Services	7	%	\$142.81	
Consumer Discretionary	13	%	\$107.03	
Health Care	9	%	\$23.87	
Information Technology	15	%	\$321.24	
Materials	55	%	\$338.73	
Financials	28	%	\$973.53	
Energy	23	%	\$380.71	
Consumer Staples	13	%	\$111.86	
Utilities	16	%	\$134.87	
S&P/TSX Composite Index	209	%	\$2,907.25	

S&P/TSX Composite Index - Sectors Returns



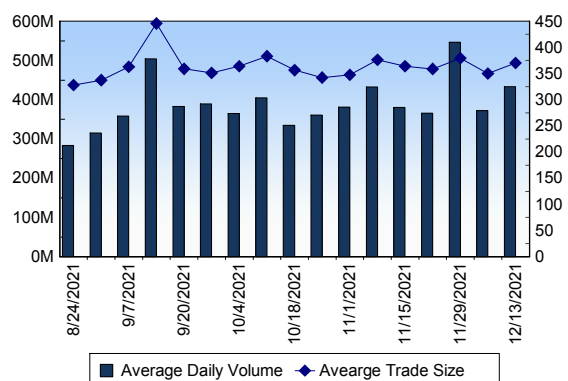
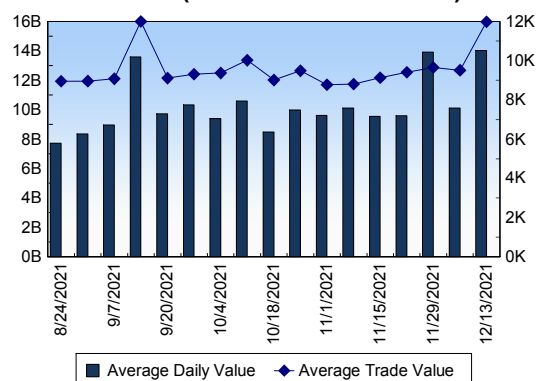
This report is published by TSX Inc. TSX Inc. does not guarantee either the completeness or the accuracy of this information. The information contained in this report is provided for informational purposes only and you agree not to rely upon the information contained in this report for any trading, business or financial purpose. These sheets are printed in Canada and issued by TSX Inc. under the express condition, to which everyone receiving or making use thereof assents, that no liability shall be incurred by TSX Inc. or its affiliated companies or any other vendor or donor, including, without limitation, for reliance on or for any errors or inaccuracies in this report. Neither TMX Group Limited, TSX Inc., nor any of their affiliated companies, guarantees the completeness of the information contained in this document and are not responsible for any errors or omission in or your use of, or reliance on, the information. This publication is under copyright. © 2016 TSX Inc. All rights reserved. Do not copy, distribute, sell or modify this publication without the prior written consent of TSX Inc. <http://www.tsx.com/trading>

TSX

Daily Volume	367,139,944
Daily Value	\$9,675,173,640
Daily Trades	1,108,247
Daily Symbols Traded	2,130

TSX ANONYMOUS TRADING

Daily Volume	163,733,906
Daily Value	\$4,221,422,316
Average Trade Size	277
% TSX Volume	44.60 %

TSX Volume**TSX Value (in Canadian Dollars)****Top 20 TSX Symbols by Volume**

Symbol	TSX Volume	TSX Value
SU	8,085,503	\$245,895,339
AR	7,815,081	\$18,662,078
CNQ	7,537,197	\$383,260,032
CVE	6,957,256	\$105,431,213
CPG	5,702,829	\$35,115,937
MFC	5,298,480	\$126,629,566
BTE	5,228,441	\$19,560,749
AQN	4,683,910	\$82,006,980
TRP	4,593,703	\$269,342,986
BTO	4,476,803	\$20,722,941
XIU	4,398,563	\$139,558,654
K	4,141,860	\$27,341,779
TVE	3,936,743	\$13,472,251
POU	3,801,443	\$78,856,394
HEXO	3,627,917	\$4,154,961
BCE	3,554,420	\$229,440,848
TD	3,544,154	\$336,545,227
BBD.B	3,417,825	\$5,622,698
CP	3,408,986	\$316,752,535
WCP	3,403,818	\$24,448,385

Top 20 TSX Symbols by Value

Symbol	TSX Volume	TSX Value
RY	3,126,550	\$402,635,507
CNQ	7,537,197	\$383,260,032
TD	3,544,154	\$336,545,227
SHOP	190,801	\$333,868,357
CP	3,408,986	\$316,752,535
TRP	4,593,703	\$269,342,986
BNS	2,859,333	\$246,509,412
SU	8,085,503	\$245,895,339
QSR	3,135,739	\$232,796,791
BCE	3,554,420	\$229,440,848
RCI.B	3,304,706	\$191,534,507
CNR	1,105,431	\$178,636,268
ENB	3,161,219	\$152,053,009
CM	1,043,465	\$148,618,629
XIU	4,398,563	\$139,558,654
CSU	60,613	\$132,934,032
BMO	915,320	\$127,071,004
MFC	5,298,480	\$126,629,566
NTR	1,378,237	\$122,734,512
FTS	2,007,390	\$119,260,346

ETF Trading

Daily Volume	28,898,995	Average Trade Value	\$11,246
Daily Value	\$661,981,839	Average Trade Size	491
# Trades	58,865	# of ETFs Traded	833

Top 10 ETFs by TSX Volume

Symbol	Market Volume	Market Value
XIU	4,398,563	\$139,558,654
HNU	1,720,802	\$14,357,807
XEG	1,711,120	\$17,449,764
HUV	1,501,765	\$15,594,314
BTCC.U	773,435	\$6,824,690
ETHX.B	764,540	\$13,706,309
BTCC.B	732,506	\$6,577,823
HOU	704,892	\$7,829,211
HOD	660,869	\$6,157,959
HXT	644,949	\$32,022,895

Top 10 ETFs by TSX Value

Symbol	Market Volume	Market Value
XIU	4,398,563	\$139,558,654
HXT	644,949	\$32,022,895
XSP	468,705	\$23,375,724
ZQQ	195,498	\$22,460,248
HND	622,903	\$19,094,082
XEG	1,711,120	\$17,449,764
VFV	150,744	\$15,937,788
ZEB	414,767	\$15,837,077
HUV	1,501,765	\$15,594,314
HNU	1,720,802	\$14,357,807

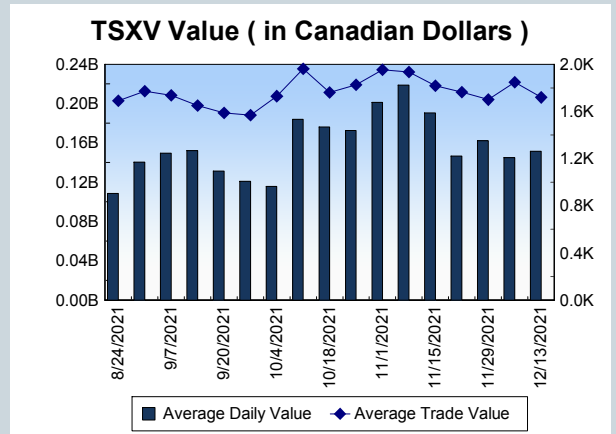
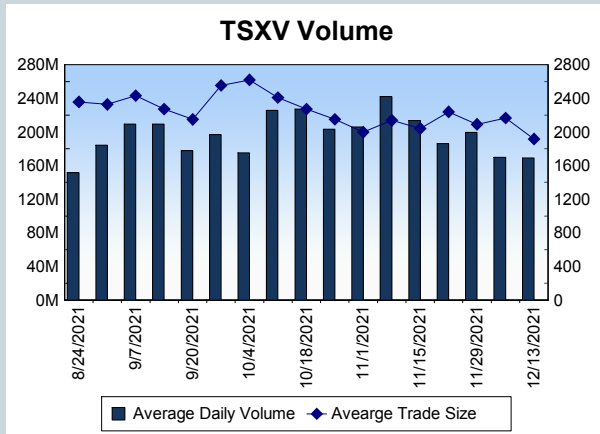
Block Trades	Non Block Trades
944	1,107,303

Top 5 Block Trade Brokers by Volume	
Broker	TSX Block Volume
MORGAN STANLEY CANADA	18,010,200
NATIONAL BANK FINANCIAL	16,552,100
RBC CAPITAL MARKETS	14,034,900
TD SECURITIES INC.	9,683,500
BMO NESBITT BURNS INC.	9,584,800

Top 5 Block Trade Symbols by Volume	
Symbol	TSX Block Volume
CNQ	4,743,200
POU	3,532,500
SU	3,044,800
GUD	2,957,800
TRP	2,779,400

TSXV	
Daily Volume	165,552,429
Daily Value	\$137,967,647
Daily Trades	84,363
Daily Symbols Traded	1,299

TSXV ANONYMOUS TRADING	
Daily Volume	82,563,509
Daily Value	\$82,208,542
Average Trade Size	1,813
% TSXV Volume	49.87%



Top 20 TSXV Symbols by Volume		
Symbol	TSXV Volume	TSXV Value
NCI	2,991,343	\$163,124
AAZ	2,951,770	\$191,979
SOU	2,652,802	\$90,368
HRE.H	2,591,235	\$98,211
HIVE	1,865,620	\$6,490,115
CRE	1,786,716	\$2,122,175
ALLI	1,735,990	\$1,979,439
RLV	1,714,300	\$25,216
GXU	1,579,128	\$510,469
VXTR	1,553,859	\$1,629,005
CMC	1,351,701	\$278,816
ADD	1,348,205	\$102,816
ARTG	1,339,898	\$9,105,045
EFF	1,305,000	\$84,295
WIN	1,295,225	\$124,207
LI	1,267,893	\$5,535,890
DSV	1,241,162	\$2,461,553
GQ	1,156,500	\$37,443
VLI	1,060,018	\$212,273
BITF	1,031,891	\$6,667,080

Top 20 TSXV Symbols by Value		
Symbol	TSXV Volume	TSXV Value
GBR	426,266	\$12,074,763
ARTG	1,339,898	\$9,105,045
TOI	67,791	\$6,727,868
BITF	1,031,891	\$6,667,080
HIVE	1,865,620	\$6,490,115
LI	1,267,893	\$5,535,890
NLC	762,307	\$4,820,838
AMC	817,432	\$4,156,480
PRYM	711,924	\$2,932,201
DSV	1,241,162	\$2,461,553
SLI	219,503	\$2,320,173
CRE	1,786,716	\$2,122,175
ALLI	1,735,990	\$1,979,439
VXTR	1,553,859	\$1,629,005
GMG	283,726	\$1,530,070
EMO	399,952	\$1,222,361
NOU	150,608	\$1,204,580
DOC	972,959	\$1,160,537
NFG	156,988	\$1,121,078
ZEN	195,997	\$1,064,386

Dark TSX/TSXV Trading			
Volume	19,763,450	Daily Trades	89,715
Value	664,200,704	Daily Symbols Traded	1,380