

DAILY REPORT



For more information, email trading_sales@tsx.com

December 15, 2021

Indices	December 15 Close	Previous Close	Change	% Change
S&P/TSX Composite Index	20,769.16			%
S&P/TSX 60 Index	1,263.18			%
S&P/TSX Venture Composite	879.31			%
S&P/TSX Completion Index	1,179.41			%
S&P/TSX Smallcap Index	735.26			%

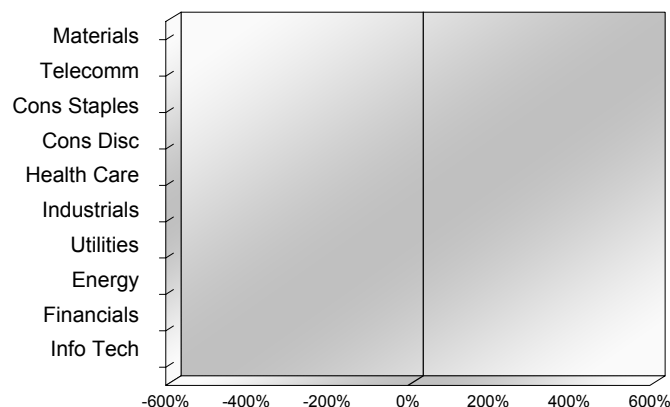
S&P/TSX Composite Index		
Advancers	Decliners	Unchanged
0	0	0

S&P/TSX Composite Index			
Top 10 Index Contributors		Top 10 Index Detractors	
Constituent	Index Contribution	Constituent	Index Contribution

S&P/TSX Composite Index			
Top 10 Advancers		Top 10 Decliners	
Constituent	Return	Constituent	Return
	%		%

S&P/TSX Composite Index				
Sector	# of Index Constituents	Weight	Market Cap (\$B)	Index Contribution
Materials	55	%	\$336.80	
Communication Services	7	%	\$142.86	
Consumer Staples	13	%	\$112.70	
Consumer Discretionary	13	%	\$107.88	
Health Care	9	%	\$24.17	
Industrials	30	%	\$376.18	
Utilities	16	%	\$136.08	
Energy	23	%	\$380.39	
Financials	28	%	\$982.31	
Information Technology	15	%	\$324.80	
S&P/TSX Composite Index	209	%	\$2,924.17	

S&P/TSX Composite Index - Sectors Returns



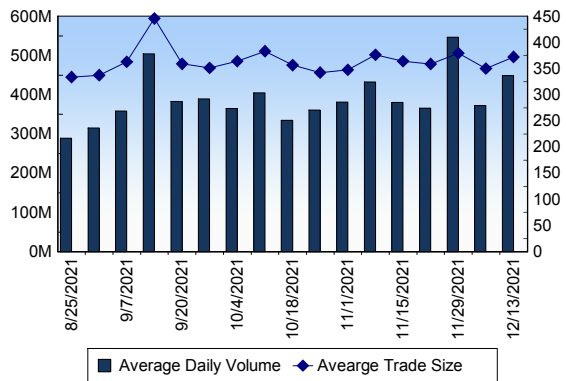
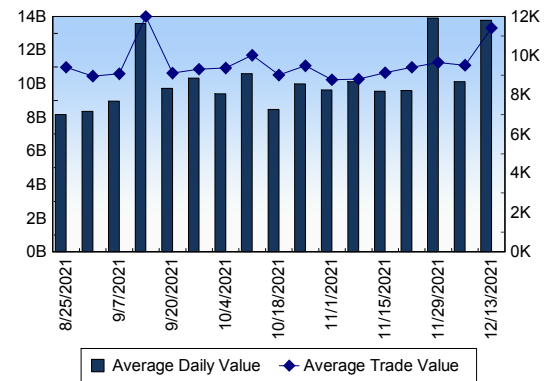
This report is published by TSX Inc. TSX Inc. does not guarantee either the completeness or the accuracy of this information. The information contained in this report is provided for informational purposes only and you agree not to rely upon the information contained in this report for any trading, business or financial purpose. These sheets are printed in Canada and issued by TSX Inc. under the express condition, to which everyone receiving or making use thereof assents, that no liability shall be incurred by TSX Inc. or its affiliated companies or any other vendor or donor, including, without limitation, for reliance on or for any errors or inaccuracies in this report. Neither TMX Group Limited, TSX Inc., nor any of their affiliated companies, guarantees the completeness of the information contained in this document and are not responsible for any errors or omission in or your use of, or reliance on, the information. This publication is under copyright. © 2016 TSX Inc. All rights reserved. Do not copy, distribute, sell or modify this publication without the prior written consent of TSX Inc. <http://www.tsx.com/trading>

TSX

Daily Volume	480,142,154
Daily Value	\$13,258,054,123
Daily Trades	1,276,953
Daily Symbols Traded	2,109

TSX ANONYMOUS TRADING

Daily Volume	198,763,382
Daily Value	\$5,023,240,455
Average Trade Size	297
% TSX Volume	41.40 %

TSX Volume**TSX Value (in Canadian Dollars)****Top 20 TSX Symbols by Volume**

Symbol	TSX Volume	TSX Value
ENB	13,889,240	\$662,053,357
CVE	12,073,053	\$180,461,672
SU	11,348,089	\$339,731,748
CPG	9,799,563	\$58,574,227
BBD.B	7,261,069	\$11,484,135
CNQ	6,946,540	\$352,057,673
BCE	6,545,864	\$424,864,805
MFC	5,982,724	\$142,823,436
XEG	5,922,905	\$59,029,190
ABX	5,793,796	\$131,114,392
K	5,755,028	\$37,093,992
TVE	5,567,798	\$18,814,555
BTE	5,519,552	\$19,766,588
NA	5,416,245	\$516,351,461
WCP	5,102,067	\$35,585,771
BTO	5,092,637	\$23,338,896
BNS	4,919,968	\$426,164,816
TD	4,824,681	\$459,272,500
XIU	4,664,224	\$147,770,746
ARX	4,583,007	\$48,081,880

Top 20 TSX Symbols by Value

Symbol	TSX Volume	TSX Value
ENB	13,889,240	\$662,053,357
SHOP	367,763	\$635,023,924
NA	5,416,245	\$516,351,461
RY	3,637,937	\$473,233,239
TD	4,824,681	\$459,272,500
BNS	4,919,968	\$426,164,816
BCE	6,545,864	\$424,864,805
CNQ	6,946,540	\$352,057,673
SU	11,348,089	\$339,731,748
CM	2,285,558	\$327,660,329
CP	3,408,243	\$322,308,861
CNR	1,881,919	\$309,430,821
BMO	1,724,564	\$241,180,620
TRP	3,943,587	\$230,370,789
BAM.A	2,683,380	\$202,572,035
CVE	12,073,053	\$180,461,672
NTR	1,908,406	\$172,496,626
CSU	70,448	\$157,348,321
XIU	4,664,224	\$147,770,746
MFC	5,982,724	\$142,823,436

ETF Trading

Daily Volume	38,870,158	Average Trade Value	\$11,324
Daily Value	\$804,437,193	Average Trade Size	547
# Trades	71,036	# of ETFs Traded	831

Top 10 ETFs by TSX Volume

Symbol	Market Volume	Market Value
XEG	5,922,905	\$59,029,190
XIU	4,664,224	\$147,770,746
BTCC.B	1,906,097	\$17,381,796
HNU	1,616,843	\$14,128,188
ETHX.B	1,296,356	\$23,775,359
HUV	1,244,522	\$12,569,560
XGD	955,698	\$16,129,253
HOD	871,875	\$8,107,735
HQU	799,507	\$16,001,727
HND	658,748	\$19,268,356

Top 10 ETFs by TSX Value

Symbol	Market Volume	Market Value
XIU	4,664,224	\$147,770,746
XEG	5,922,905	\$59,029,190
HXT	647,224	\$32,106,449
ZEB	657,031	\$25,140,847
ETHX.B	1,296,356	\$23,775,359
ZQQ	173,382	\$20,028,992
HND	658,748	\$19,268,356
XSP	375,667	\$18,825,656
VFV	169,638	\$18,079,601
BTCC.B	1,906,097	\$17,381,796

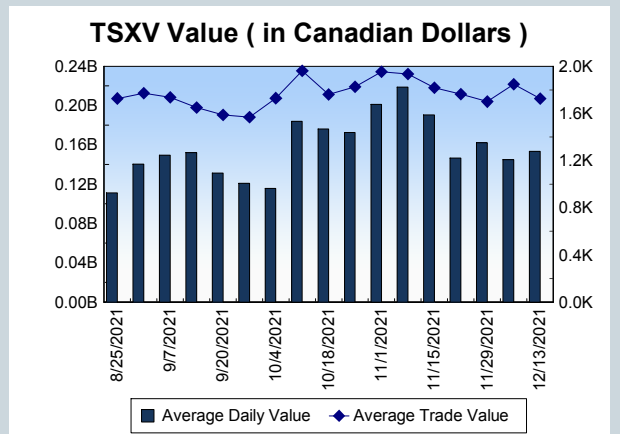
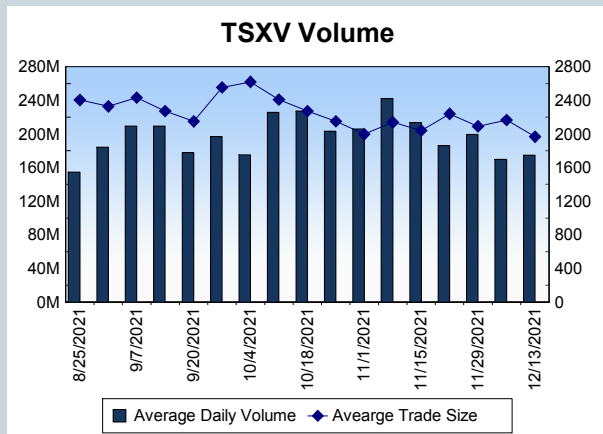
Block Trades 1,317	Non Block Trades 1,275,636
------------------------------	--------------------------------------

Top 5 Block Trade Brokers by Volume	
Broker	TSX Block Volume
GOLDMAN SACHS CANADA I	50,050,500
BMO NESBITT BURNS INC.	41,189,500
RBC CAPITAL MARKETS	24,683,700
SCOTIA CAPITAL INC.	20,952,450
NATIONAL BANK FINANCIAL	18,022,700

Top 5 Block Trade Symbols by Volume	
Symbol	TSX Block Volume
ENB	9,786,300
CVE	5,934,100
CPG	5,699,800
BCE	5,282,200
CNQ	4,572,000

TSXV	
Daily Volume	186,840,954
Daily Value	\$157,703,132
Daily Trades	90,577
Daily Symbols Traded	1,296

TSXV ANONYMOUS TRADING	
Daily Volume	89,681,754
Daily Value	\$89,124,538
Average Trade Size	1,837
% TSXV Volume	48.00%



Top 20 TSXV Symbols by Volume		
Symbol	TSXV Volume	TSXV Value
ZONE	5,034,391	\$299,678
LITT	4,401,089	\$66,205
GLDL	3,382,713	\$538,378
HIVE	3,028,340	\$10,384,054
NUG	2,299,979	\$68,999
PINK	2,239,495	\$9,257,807
SOU	2,153,550	\$86,192
CMC	2,061,964	\$412,368
IMIN	1,855,678	\$277,316
ALLI	1,802,513	\$1,898,854
DBG	1,793,629	\$452,366
AN	1,790,399	\$738,424
EAST	1,783,766	\$49,385
HRE.H	1,757,449	\$67,971
TVC	1,643,290	\$286,735
CSTR	1,461,580	\$198,563
BITF	1,455,733	\$9,247,445
GXU	1,428,318	\$489,017
SSV	1,340,512	\$332,179
LBC	1,338,103	\$618,028

Top 20 TSXV Symbols by Value		
Symbol	TSXV Volume	TSXV Value
GBR	636,486	\$17,870,147
HIVE	3,028,340	\$10,384,054
PINK	2,239,495	\$9,257,807
BITF	1,455,733	\$9,247,445
TOI	87,622	\$8,575,291
ARTG	846,487	\$5,674,809
LI	1,252,683	\$5,254,419
SLI	366,285	\$4,056,407
NLC	475,109	\$3,013,652
AMC	591,861	\$2,966,143
PRYM	487,984	\$1,978,415
ZEN	383,439	\$1,938,278
ALLI	1,802,513	\$1,898,854
EMO	628,784	\$1,829,027
NFG	213,249	\$1,464,825
URC	291,853	\$1,405,530
DSV	701,076	\$1,368,927
FOBI	997,512	\$1,276,612
HEO	500,503	\$1,254,767
RECO	198,620	\$1,215,614

Dark TSX/TSXV Trading			
Volume	20,651,340	Daily Trades	89,282
Value	685,434,905	Daily Symbols Traded	1,390