

DAILY REPORT



For more information, email trading_sales@tsx.com

December 16, 2021

Indices	December 16 Close	Previous Close	Change	% Change
S&P/TSX Composite Index	20,739.78			%
S&P/TSX 60 Index	1,260.71			%
S&P/TSX Venture Composite	888.45			%
S&P/TSX Completion Index	1,180.22			%
S&P/TSX Smallcap Index	740.01			%

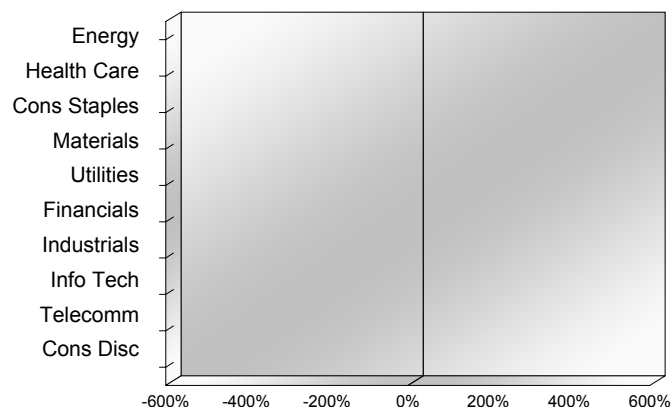
S&P/TSX Composite Index		
Advancers	Decliners	Unchanged
0	0	0

S&P/TSX Composite Index			
Top 10 Index Contributors		Top 10 Index Detractors	
Constituent	Index Contribution	Constituent	Index Contribution

S&P/TSX Composite Index			
Top 10 Advancers		Top 10 Decliners	
Constituent	Return	Constituent	Return
	%		%

S&P/TSX Composite Index				
Sector	# of Index Constituents	Weight	Market Cap (\$B)	Index Contribution
Energy	23	%	\$380.89	
Health Care	9	%	\$23.64	
Consumer Staples	13	%	\$112.26	
Materials	55	%	\$344.59	
Utilities	16	%	\$136.54	
Financials	28	%	\$983.01	
Industrials	30	%	\$374.10	
Information Technology	15	%	\$314.62	
Communication Services	7	%	\$143.26	
Consumer Discretionary	13	%	\$107.33	
S&P/TSX Composite Index	209	%	\$2,920.24	

S&P/TSX Composite Index - Sectors Returns



This report is published by TSX Inc. TSX Inc. does not guarantee either the completeness or the accuracy of this information. The information contained in this report is provided for informational purposes only and you agree not to rely upon the information contained in this report for any trading, business or financial purpose. These sheets are printed in Canada and issued by TSX Inc. under the express condition, to which everyone receiving or making use thereof assents, that no liability shall be incurred by TSX Inc. or its affiliated companies or any other vendor or donor, including, without limitation, for reliance on or for any errors or inaccuracies in this report. Neither TMX Group Limited, TSX Inc., nor any of their affiliated companies, guarantees the completeness of the information contained in this document and are not responsible for any errors or omission in or your use of, or reliance on, the information. This publication is under copyright. © 2016 TSX Inc. All rights reserved. Do not copy, distribute, sell or modify this publication without the prior written consent of TSX Inc. <http://www.tsx.com/trading>

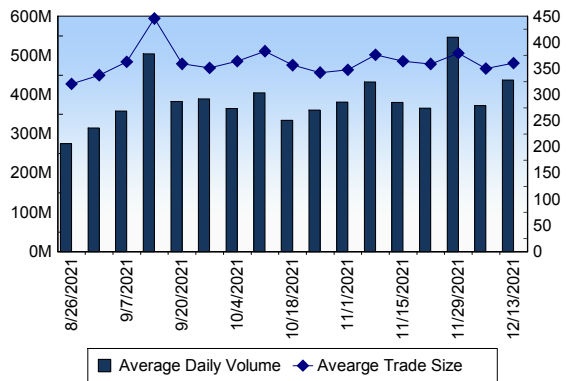
TSX

Daily Volume	403,147,462
Daily Value	\$10,830,568,998
Daily Trades	1,235,067
Daily Symbols Traded	2,102

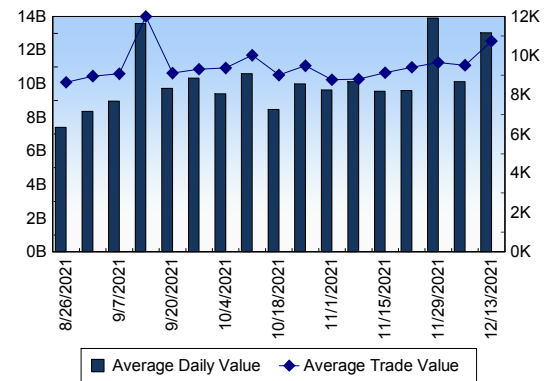
TSX ANONYMOUS TRADING

Daily Volume	177,449,919
Daily Value	\$4,691,003,070
Average Trade Size	275
% TSX Volume	44.02 %

TSX Volume



TSX Value (in Canadian Dollars)



Top 20 TSX Symbols by Volume

Symbol	TSX Volume	TSX Value
MFC	9,909,530	\$234,304,760
K	8,773,472	\$60,087,299
SU	8,491,462	\$258,686,825
BTE	7,374,048	\$26,902,075
ATH	6,799,520	\$7,626,641
CVE	6,231,153	\$95,371,932
ENB	6,054,376	\$289,987,103
ARX	5,485,528	\$59,657,051
BBD.B	5,438,536	\$8,491,878
ABX	5,384,113	\$126,273,592
BTO	5,155,841	\$24,968,495
CPG	5,001,694	\$30,584,775
TVE	4,451,889	\$16,107,006
YRI	4,431,287	\$22,464,114
BCE	4,295,256	\$279,536,968
XIU	3,808,566	\$121,742,761
BNS	3,786,440	\$330,292,960
TD	3,719,627	\$356,702,518
CNQ	3,645,794	\$187,119,438
FVL	3,634,519	\$1,199,131

Top 20 TSX Symbols by Value

Symbol	TSX Volume	TSX Value
SHOP	307,372	\$523,512,474
BMO	2,989,473	\$413,480,685
CM	2,802,637	\$407,985,218
RY	2,956,177	\$389,145,722
TD	3,719,627	\$356,702,518
BNS	3,786,440	\$330,292,960
ENB	6,054,376	\$289,987,103
BCE	4,295,256	\$279,536,968
SU	8,491,462	\$258,686,825
MFC	9,909,530	\$234,304,760
NA	2,369,195	\$228,879,661
TRP	3,237,443	\$189,980,717
CNQ	3,645,794	\$187,119,438
BAM.A	2,458,114	\$183,656,142
CP	1,909,214	\$180,764,057
CNR	921,177	\$151,867,384
NTR	1,479,953	\$135,865,369
ABX	5,384,113	\$126,273,592
XIU	3,808,566	\$121,742,761
POW	2,674,770	\$114,997,372

ETF Trading

Daily Volume	35,100,908	Average Trade Value	\$11,615
Daily Value	\$856,764,017	Average Trade Size	476
# Trades	73,766	# of ETFs Traded	835

Top 10 ETFs by TSX Volume

Symbol	Market Volume	Market Value
XIU	3,808,566	\$121,742,761
XEG	2,547,006	\$26,234,394
HNU	1,936,536	\$16,707,458
HUV	1,320,480	\$12,900,649
HQU	1,213,429	\$24,345,105
XGD	937,591	\$16,406,985
BTCC.B	900,545	\$8,232,047
HSU	849,586	\$17,607,627
HOD	844,851	\$7,466,716
ETHX.B	818,813	\$15,604,615

Top 10 ETFs by TSX Value

Symbol	Market Volume	Market Value
XIU	3,808,566	\$121,742,761
ZSP	639,274	\$42,138,833
HXT	770,478	\$38,524,508
VSP	417,629	\$32,841,750
ZQQ	274,303	\$31,798,116
ZEB	817,982	\$31,562,496
XEG	2,547,006	\$26,234,394
HQU	1,213,429	\$24,345,105
VUN	238,480	\$19,724,163
VFV	183,016	\$19,554,127

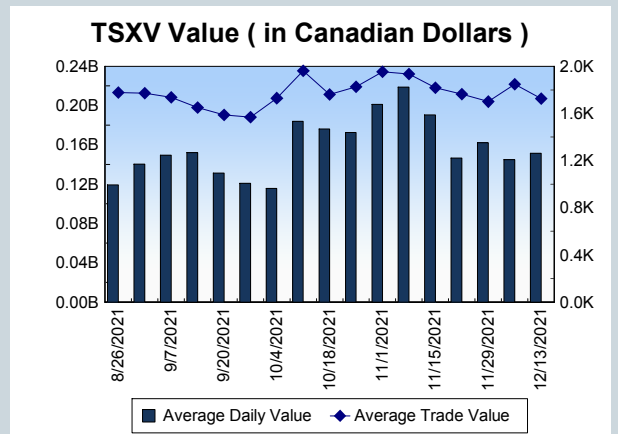
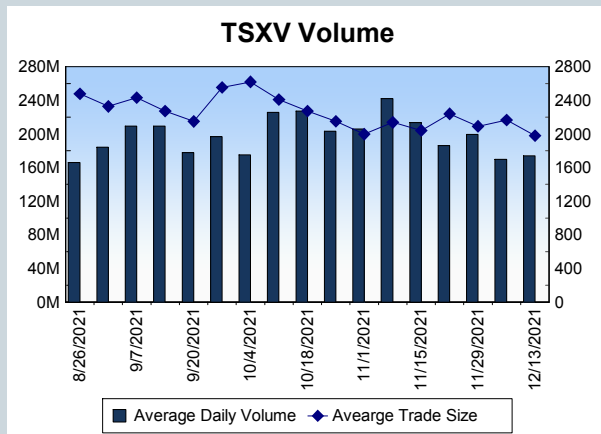
Block Trades	Non Block Trades
1,111	1,233,956

Top 5 Block Trade Brokers by Volume	
Broker	TSX Block Volume
RBC CAPITAL MARKETS	18,289,900
GOLDMAN SACHS CANADA I	17,182,500
TD SECURITIES INC.	15,619,000
NATIONAL BANK FINANCIAL	10,376,700
CIBC WORLD MARKETS INC.	5,510,000

Top 5 Block Trade Symbols by Volume	
Symbol	TSX Block Volume
MFC	5,282,300
SU	3,698,500
BCE	3,084,600
ARX	2,538,100
ATH	2,435,000

TSXV	
Daily Volume	170,550,580
Daily Value	\$145,165,130
Daily Trades	84,359
Daily Symbols Traded	1,267

TSXV ANONYMOUS TRADING	
Daily Volume	81,566,208
Daily Value	\$86,971,550
Average Trade Size	1,832
% TSXV Volume	47.83%



Top 20 TSXV Symbols by Volume		
Symbol	TSXV Volume	TSXV Value
RLV	10,895,581	\$259,712
CMC	6,977,838	\$1,537,090
GLDL	2,739,046	\$467,825
SUGR	2,251,706	\$57,842
THRM	2,035,814	\$833,141
AAZ	2,021,927	\$148,760
ADD	1,860,000	\$155,865
HIVE	1,790,448	\$6,186,215
LITT	1,624,246	\$24,399
ESX	1,516,267	\$113,680
ALLI	1,378,715	\$1,543,725
OYL	1,294,355	\$1,530,508
TAU	1,281,181	\$2,107,326
ETU	1,249,600	\$145,275
OPHR	1,156,478	\$144,655
PBX	1,111,828	\$817,331
PINK	1,077,284	\$4,956,925
TAL	1,073,277	\$389,057
GG	1,071,350	\$129,422
BITF	1,063,405	\$6,849,875

Top 20 TSXV Symbols by Value		
Symbol	TSXV Volume	TSXV Value
GBR	823,125	\$23,368,234
BITF	1,063,405	\$6,849,875
HIVE	1,790,448	\$6,186,215
AMC	1,015,861	\$5,197,875
TOI	49,444	\$5,191,227
PINK	1,077,284	\$4,956,925
ARTG	663,875	\$4,695,368
SLI	341,293	\$3,819,636
PRYM	818,287	\$3,535,889
LI	491,602	\$2,117,178
TAU	1,281,181	\$2,107,326
ML	395,814	\$1,788,489
NFG	229,158	\$1,702,717
FL	874,050	\$1,668,299
DSV	755,234	\$1,615,079
EMO	528,466	\$1,563,001
ALLI	1,378,715	\$1,543,725
CMC	6,977,838	\$1,537,090
OYL	1,294,355	\$1,530,508
NLC	189,013	\$1,199,455

Dark TSX/TSXV Trading			
Volume	18,536,350	Daily Trades	83,710
Value	617,845,845	Daily Symbols Traded	1,400