

DAILY REPORT



For more information, email trading_sales@tsx.com

December 17, 2021

Indices	December 17 Close	Previous Close	Change	% Change
S&P/TSX Composite Index	20,739.19			%
S&P/TSX 60 Index	1,259.39			%
S&P/TSX Venture Composite	893.78			%
S&P/TSX Completion Index	1,184.83			%
S&P/TSX Smallcap Index	742.16			%

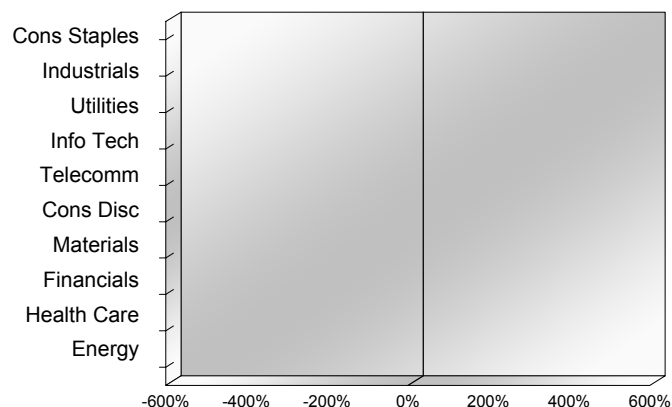
S&P/TSX Composite Index		
Advancers	Decliners	Unchanged
0	0	0

S&P/TSX Composite Index			
Top 10 Index Contributors		Top 10 Index Detractors	
Constituent	Index Contribution	Constituent	Index Contribution

S&P/TSX Composite Index			
Top 10 Advancers		Top 10 Decliners	
Constituent	Return	Constituent	Return
	%		%

S&P/TSX Composite Index				
Sector	# of Index Constituents	Weight	Market Cap (\$B)	Index Contribution
Consumer Staples	13	%	\$113.19	
Industrials	30	%	\$373.49	
Utilities	16	%	\$138.28	
Information Technology	15	%	\$318.01	
Communication Services	7	%	\$144.77	
Consumer Discretionary	13	%	\$108.20	
Materials	55	%	\$345.90	
Financials	28	%	\$975.70	
Health Care	9	%	\$24.28	
Energy	23	%	\$377.25	
S&P/TSX Composite Index	209	%	\$2,919.07	

S&P/TSX Composite Index - Sectors Returns



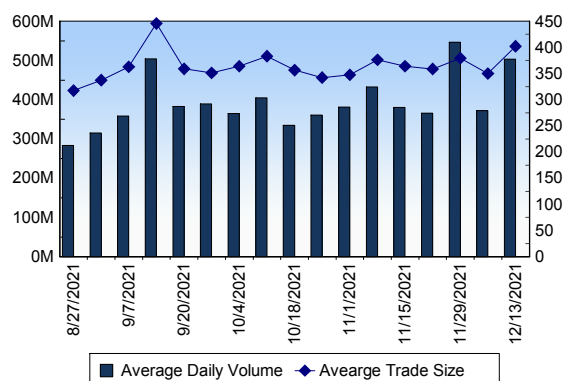
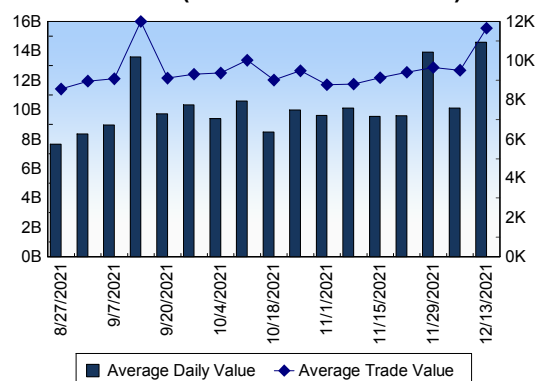
This report is published by TSX Inc. TSX Inc. does not guarantee either the completeness or the accuracy of this information. The information contained in this report is provided for informational purposes only and you agree not to rely upon the information contained in this report for any trading, business or financial purpose. These sheets are printed in Canada and issued by TSX Inc. under the express condition, to which everyone receiving or making use thereof assents, that no liability shall be incurred by TSX Inc. or its affiliated companies or any other vendor or donor, including, without limitation, for reliance on or for any errors or inaccuracies in this report. Neither TMX Group Limited, TSX Inc., nor any of their affiliated companies, guarantees the completeness of the information contained in this document and are not responsible for any errors or omission in or your use of, or reliance on, the information. This publication is under copyright. © 2016 TSX Inc. All rights reserved. Do not copy, distribute, sell or modify this publication without the prior written consent of TSX Inc. <http://www.tsx.com/trading>

TSX

Daily Volume	764,239,693
Daily Value	\$20,752,194,623
Daily Trades	1,397,409
Daily Symbols Traded	2,048

TSX ANONYMOUS TRADING

Daily Volume	360,624,674
Daily Value	\$9,151,918,616
Average Trade Size	481
% TSX Volume	47.19 %

TSX Volume**TSX Value (in Canadian Dollars)****Top 20 TSX Symbols by Volume**

Symbol	TSX Volume	TSX Value
BTE	33,084,702	\$114,808,133
TVE	20,145,416	\$70,529,792
TRP	17,399,207	\$1,020,321,051
SU	14,312,422	\$427,218,485
CVE	13,930,993	\$203,979,083
K	13,744,960	\$97,838,184
BBD.B	13,375,786	\$21,009,894
FVL	12,729,652	\$4,459,629
SES	12,498,052	\$59,353,099
AAV	10,415,036	\$64,895,292
ENB	9,908,669	\$470,188,709
PEY	9,636,830	\$85,091,250
MFC	9,121,518	\$212,389,545
TD	9,075,284	\$852,413,162
BCE	8,920,982	\$581,161,908
CPG	8,835,825	\$50,531,047
ABX	8,749,978	\$207,837,737
OGI	8,642,383	\$20,963,376
CNQ	8,539,290	\$425,914,418
OGC	8,045,531	\$17,215,886

Top 20 TSX Symbols by Value

Symbol	TSX Volume	TSX Value
TRP	17,399,207	\$1,020,321,051
TD	9,075,284	\$852,413,162
SHOP	447,966	\$757,383,328
RY	5,616,455	\$735,306,586
BNS	6,816,740	\$591,701,495
BCE	8,920,982	\$581,161,908
BMO	3,789,313	\$508,321,397
ENB	9,908,669	\$470,188,709
CM	3,129,343	\$454,019,514
SU	14,312,422	\$427,218,485
CNQ	8,539,290	\$425,914,418
NTR	4,260,349	\$390,165,676
CNR	2,338,146	\$383,266,867
NA	3,530,612	\$337,770,516
CP	3,568,393	\$334,893,319
BAM.A	4,387,843	\$321,083,681
KL	5,025,897	\$258,957,283
TRI	1,446,539	\$214,182,641
MFC	9,121,518	\$212,389,545
ABX	8,749,978	\$207,837,737

ETF Trading

Daily Volume	38,915,100	Average Trade Value	\$12,642
Daily Value	\$1,019,084,425	Average Trade Size	483
# Trades	80,610	# of ETFs Traded	791

Top 10 ETFs by TSX Volume

Symbol	Market Volume	Market Value
XIU	4,271,205	\$135,709,434
ZSP	2,519,743	\$164,903,521
HNU	2,108,166	\$17,203,337
XEG	1,755,548	\$17,440,578
HQU	1,383,721	\$26,950,590
BTCC.B	1,369,026	\$12,083,318
ETHX.B	1,150,832	\$20,799,499
HUV	1,148,397	\$11,700,970
HXT	1,025,798	\$51,030,790
HSU	865,259	\$17,464,528

Top 10 ETFs by TSX Value

Symbol	Market Volume	Market Value
ZSP	2,519,743	\$164,903,521
XIU	4,271,205	\$135,709,434
HXT	1,025,798	\$51,030,790
VSP	514,007	\$39,934,265
XSP	613,466	\$30,639,581
HQU	1,383,721	\$26,950,590
ZEB	592,828	\$22,629,848
XIC	681,947	\$22,569,911
ETHX.B	1,150,832	\$20,799,499
HND	649,447	\$20,266,396

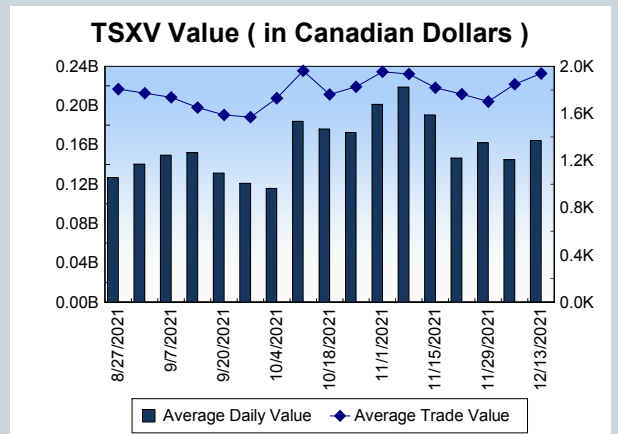
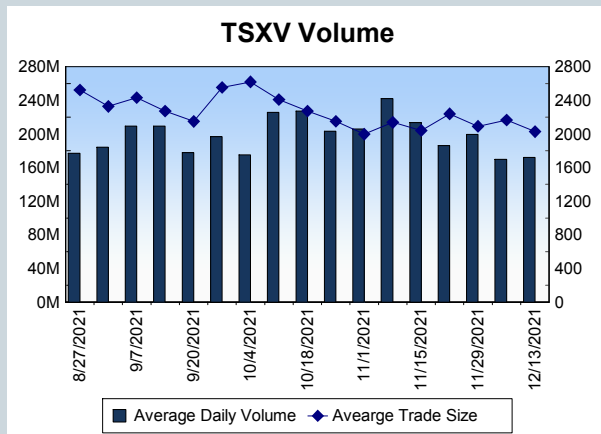
Block Trades	Non Block Trades
5,854	1,391,555

Top 5 Block Trade Brokers by Volume	
Broker	TSX Block Volume
BMO NESBITT BURNS INC.	76,617,000
GOLDMAN SACHS CANADA I	69,735,600
TD SECURITIES INC.	64,876,300
RBC CAPITAL MARKETS	60,702,100
CIBC WORLD MARKETS INC.	48,823,600

Top 5 Block Trade Symbols by Volume	
Symbol	TSX Block Volume
BTE	25,180,600
TRP	15,412,700
TVE	14,648,400
SES	10,397,700
SU	8,459,200

TSXV	
Daily Volume	164,605,357
Daily Value	\$216,467,891
Daily Trades	72,995
Daily Symbols Traded	1,275

TSXV ANONYMOUS TRADING	
Daily Volume	73,518,195
Daily Value	\$106,223,538
Average Trade Size	2,033
% TSXV Volume	44.66%



Top 20 TSXV Symbols by Volume		
Symbol	TSXV Volume	TSXV Value
AMC	5,465,082	\$27,091,621
ARTG	5,327,138	\$35,778,749
PRYM	3,901,619	\$15,774,350
HRE.H	3,552,331	\$164,762
CMC	2,808,900	\$605,986
HIVE	2,688,979	\$8,850,734
ILI	2,225,780	\$283,007
CSTR	2,133,236	\$279,647
NOT	2,105,652	\$2,263,164
PUL	1,834,000	\$84,480
MSC	1,808,000	\$18,120
NPTH	1,793,577	\$843,056
DMGI	1,710,794	\$1,435,788
SPC	1,577,012	\$129,071
GLDL	1,372,102	\$222,957
FOXG	1,348,500	\$68,228
DSV	1,302,326	\$2,838,324
SLI	1,177,930	\$13,684,300
PUC	1,168,526	\$110,052
BITF	1,116,162	\$6,808,802

Top 20 TSXV Symbols by Value		
Symbol	TSXV Volume	TSXV Value
ARTG	5,327,138	\$35,778,749
AMC	5,465,082	\$27,091,621
GBR	854,159	\$24,452,444
PRYM	3,901,619	\$15,774,350
SLI	1,177,930	\$13,684,300
HIVE	2,688,979	\$8,850,734
BITF	1,116,162	\$6,808,802
TOI	44,767	\$4,753,695
DSV	1,302,326	\$2,838,324
ML	610,288	\$2,742,200
NFG	303,030	\$2,437,213
LI	567,846	\$2,356,869
NOT	2,105,652	\$2,263,164
PINK	453,077	\$2,079,312
ZEN	336,090	\$2,014,768
DMGI	1,710,794	\$1,435,788
TBRD	318,157	\$1,410,177
NOU	169,626	\$1,311,609
OYL	861,105	\$1,187,726
NLC	168,249	\$1,065,003

Dark TSX/TSXV Trading			
Volume	21,763,400	Daily Trades	96,055
Value	810,164,013	Daily Symbols Traded	1,332