

DAILY REPORT



For more information, email trading_sales@tsx.com

December 21, 2021

Indices	December 21 Close	Previous Close	Change	% Change
S&P/TSX Composite Index	20,924.87			%
S&P/TSX 60 Index	1,270.45			%
S&P/TSX Venture Composite	909.46			%
S&P/TSX Completion Index	1,196.19			%
S&P/TSX Smallcap Index	753.57			%

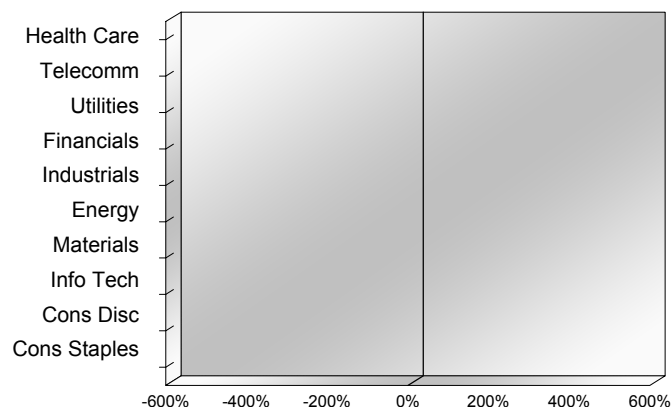
S&P/TSX Composite Index		
Advancers	Decliners	Unchanged
0	0	0

S&P/TSX Composite Index			
Top 10 Index Contributors		Top 10 Index Detractors	
Constituent	Index Contribution	Constituent	Index Contribution

S&P/TSX Composite Index			
Top 10 Advancers		Top 10 Decliners	
Constituent	Return	Constituent	Return
	%		%

S&P/TSX Composite Index				
Sector	# of Index Constituents	Weight	Market Cap (\$B)	Index Contribution
Health Care	8	%	\$24.66	
Communication Services	7	%	\$145.48	
Utilities	16	%	\$139.55	
Financials	28	%	\$979.18	
Industrials	30	%	\$367.70	
Energy	32	%	\$398.72	
Materials	55	%	\$350.07	
Information Technology	16	%	\$331.56	
Consumer Discretionary	14	%	\$110.02	
Consumer Staples	12	%	\$114.19	
S&P/TSX Composite Index	218	%	\$2,961.12	

S&P/TSX Composite Index - Sectors Returns



This report is published by TSX Inc. TSX Inc. does not guarantee either the completeness or the accuracy of this information. The information contained in this report is provided for informational purposes only and you agree not to rely upon the information contained in this report for any trading, business or financial purpose. These sheets are printed in Canada and issued by TSX Inc. under the express condition, to which everyone receiving or making use thereof assents, that no liability shall be incurred by TSX Inc. or its affiliated companies or any other vendor or donor, including, without limitation, for reliance on or for any errors or inaccuracies in this report. Neither TMX Group Limited, TSX Inc., nor any of their affiliated companies, guarantees the completeness of the information contained in this document and are not responsible for any errors or omission in or your use of, or reliance on, the information. This publication is under copyright. © 2016 TSX Inc. All rights reserved. Do not copy, distribute, sell or modify this publication without the prior written consent of TSX Inc. <http://www.tsx.com/trading>

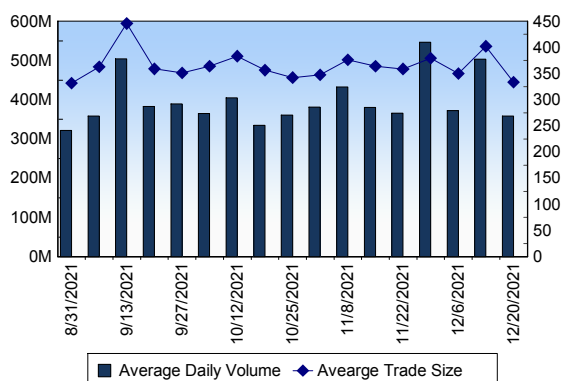
TSX

Daily Volume	321,595,886
Daily Value	\$8,302,984,628
Daily Trades	988,883
Daily Symbols Traded	2,064

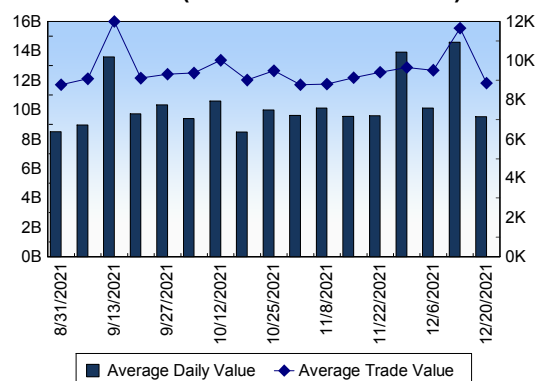
TSX ANONYMOUS TRADING

Daily Volume	140,702,316
Daily Value	\$3,935,654,661
Average Trade Size	278
% TSX Volume	43.75 %

TSX Volume



TSX Value (in Canadian Dollars)



Top 20 TSX Symbols by Volume

Symbol	TSX Volume	TSX Value
CUF.UN	11,914,516	\$139,382,419
BTE	7,391,600	\$26,045,772
SU	6,196,421	\$191,197,731
BBD.B	5,652,668	\$8,908,076
MFC	5,092,616	\$119,809,493
BNS	4,874,198	\$427,966,702
CVE	4,377,013	\$65,688,897
CPG	4,260,005	\$25,269,644
LUN	4,131,600	\$37,595,800
AC	3,944,959	\$82,381,818
ENB	3,859,097	\$186,923,813
BCE	3,765,805	\$248,073,843
ATH	3,692,122	\$4,331,815
CNQ	3,499,323	\$179,687,337
WEED	3,448,535	\$41,928,492
TVE	3,396,160	\$12,172,837
KEI	3,308,470	\$231,567
K	3,185,708	\$22,849,723
HEXO	2,969,839	\$3,204,379
RY	2,894,060	\$380,404,699

Top 20 TSX Symbols by Value

Symbol	TSX Volume	TSX Value
BNS	4,874,198	\$427,966,702
RY	2,894,060	\$380,404,699
CM	2,363,370	\$345,219,211
SHOP	154,336	\$269,113,083
TD	2,625,457	\$248,654,833
BCE	3,765,805	\$248,073,843
CNR	1,409,617	\$217,653,014
BMO	1,553,620	\$206,869,347
SU	6,196,421	\$191,197,731
ENB	3,859,097	\$186,923,813
CNQ	3,499,323	\$179,687,337
TRP	2,862,090	\$170,276,519
NA	1,710,383	\$164,435,458
CP	1,607,588	\$147,408,508
CUF.UN	11,914,516	\$139,382,419
MFC	5,092,616	\$119,809,493
NTR	1,115,904	\$103,845,889
TOU	2,397,117	\$98,705,697
AC	3,944,959	\$82,381,818
CSU	34,523	\$77,681,955

ETF Trading

Daily Volume	22,401,869	Average Trade Value	\$10,680
Daily Value	\$514,940,395	Average Trade Size	465
# Trades	48,214	# of ETFs Traded	799

Top 10 ETFs by TSX Volume

Symbol	Market Volume	Market Value
XIU	2,176,592	\$69,495,238
HNU	1,484,285	\$12,832,328
XEG	971,361	\$9,968,280
HOD	889,954	\$8,053,454
HND	818,245	\$24,051,948
BTCC.B	550,311	\$5,117,507
HOU	469,024	\$5,291,272
ETHX.B	429,553	\$8,158,844
ZSP	425,133	\$27,929,194
ZWU	409,710	\$5,271,871

Top 10 ETFs by TSX Value

Symbol	Market Volume	Market Value
XIU	2,176,592	\$69,495,238
ZSP	425,133	\$27,929,194
HND	818,245	\$24,051,948
ZEB	365,117	\$13,957,110
HNU	1,484,285	\$12,832,328
VFV	115,178	\$12,230,213
XSP	243,575	\$12,152,555
HXT	233,454	\$11,650,856
XEG	971,361	\$9,968,280
XUT	298,828	\$9,267,161

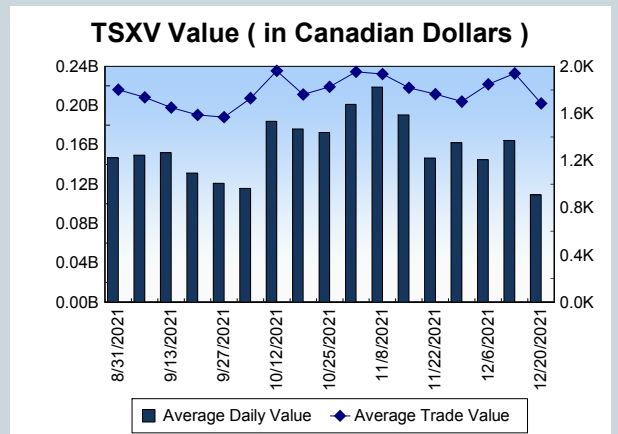
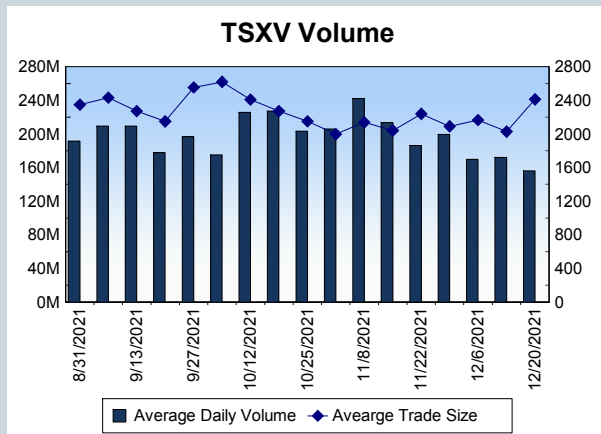
Block Trades	Non Block Trades
858	988,025

Top 5 Block Trade Brokers by Volume	
Broker	TSX Block Volume
TD SECURITIES INC.	22,274,500
BMO NESBITT BURNS INC.	11,733,400
NATIONAL BANK FINANCIAL	11,528,400
GOLDMAN SACHS CANADA I	10,652,400
RBC CAPITAL MARKETS	6,362,600

Top 5 Block Trade Symbols by Volume	
Symbol	TSX Block Volume
CUF.UN	10,851,700
BTE	2,949,800
BCE	2,524,100
MFC	2,446,800
BNS	1,679,600

TSXV	
Daily Volume	158,524,026
Daily Value	\$105,642,751
Daily Trades	60,743
Daily Symbols Traded	1,279

TSXV ANONYMOUS TRADING	
Daily Volume	71,535,746
Daily Value	\$57,533,705
Average Trade Size	2,476
% TSXV Volume	45.13%



Top 20 TSXV Symbols by Volume		
Symbol	TSXV Volume	TSXV Value
CMC	5,784,944	\$1,307,819
MTU	4,193,000	\$272,580
SOU	3,782,923	\$140,378
AN	2,778,163	\$1,176,915
NOT	2,637,999	\$2,840,564
THRM	2,327,193	\$1,095,729
HRE.H	2,137,230	\$108,036
OGO	2,095,567	\$424,544
HIVE	1,914,506	\$6,745,491
MIR	1,899,201	\$348,280
PUC	1,632,000	\$136,675
MMN	1,425,600	\$65,727
CPL	1,323,890	\$108,887
NUG	1,297,000	\$38,605
GOE	1,262,000	\$37,860
KHRN	1,120,370	\$236,609
SUGR	1,107,229	\$27,300
QNC	1,089,635	\$162,932
EMR	1,043,000	\$35,760
DEAL	1,002,351	\$275,349

Top 20 TSXV Symbols by Value		
Symbol	TSXV Volume	TSXV Value
GBR	253,186	\$7,253,774
TOI	59,404	\$6,987,964
HIVE	1,914,506	\$6,745,491
BITF	694,188	\$4,369,471
NOT	2,637,999	\$2,840,564
AMC	450,793	\$2,466,468
SLI	202,622	\$2,281,933
LI	534,685	\$2,151,995
ARTG	287,096	\$2,017,400
FL	956,855	\$1,811,006
NOU	199,314	\$1,639,158
CMC	5,784,944	\$1,307,819
EMO	424,827	\$1,211,316
EVGN	299,033	\$1,182,027
AN	2,778,163	\$1,176,915
FOBI	760,861	\$1,109,241
THRM	2,327,193	\$1,095,729
REAX	225,078	\$1,056,673
ZEN	171,779	\$1,046,683
RECO	171,400	\$1,011,016

Dark TSX/TSXV Trading			
Volume	16,499,610	Daily Trades	63,889
Value	524,005,938	Daily Symbols Traded	1,367