

DAILY REPORT



For more information, email trading_sales@tsx.com

December 24, 2021

Indices	December 24 Close	Previous Close	Change	% Change
S&P/TSX Composite Index	21,229.68			%
S&P/TSX 60 Index	1,288.54			%
S&P/TSX Venture Composite	934.97			%
S&P/TSX Completion Index	1,215.09			%
S&P/TSX Smallcap Index	772.11			%

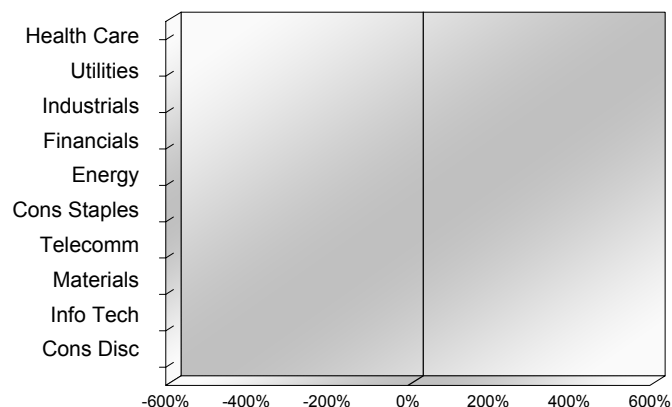
S&P/TSX Composite Index		
Advancers	Decliners	Unchanged
0	0	0

S&P/TSX Composite Index			
Top 10 Index Contributors		Top 10 Index Detractors	
Constituent	Index Contribution	Constituent	Index Contribution

S&P/TSX Composite Index			
Top 10 Advancers		Top 10 Decliners	
Constituent	Return	Constituent	Return
	%		%

S&P/TSX Composite Index				
Sector	# of Index Constituents	Weight	Market Cap (\$B)	Index Contribution
Health Care	8	%	\$25.17	
Utilities	16	%	\$139.83	
Industrials	30	%	\$371.33	
Financials	28	%	\$994.73	
Energy	32	%	\$403.71	
Consumer Staples	12	%	\$115.72	
Communication Services	7	%	\$145.57	
Materials	55	%	\$356.16	
Information Technology	16	%	\$339.04	
Consumer Discretionary	14	%	\$111.62	
S&P/TSX Composite Index	218	%	\$3,002.89	

S&P/TSX Composite Index - Sectors Returns



This report is published by TSX Inc. TSX Inc. does not guarantee either the completeness or the accuracy of this information. The information contained in this report is provided for informational purposes only and you agree not to rely upon the information contained in this report for any trading, business or financial purpose. These sheets are printed in Canada and issued by TSX Inc. under the express condition, to which everyone receiving or making use thereof assents, that no liability shall be incurred by TSX Inc. or its affiliated companies or any other vendor or donor, including, without limitation, for reliance on or for any errors or inaccuracies in this report. Neither TMX Group Limited, TSX Inc., nor any of their affiliated companies, guarantees the completeness of the information contained in this document and are not responsible for any errors or omission in or your use of, or reliance on, the information. This publication is under copyright. © 2016 TSX Inc. All rights reserved. Do not copy, distribute, sell or modify this publication without the prior written consent of TSX Inc. <http://www.tsx.com/trading>

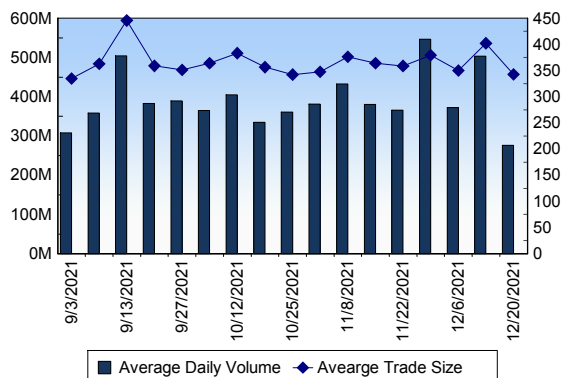
TSX

Daily Volume	74,021,404
Daily Value	\$1,789,610,711
Daily Trades	209,923
Daily Symbols Traded	1,696

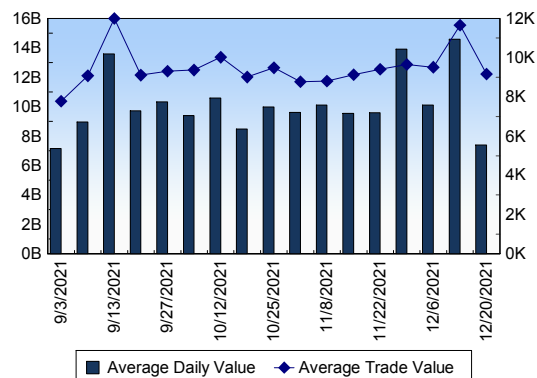
TSX ANONYMOUS TRADING

Daily Volume	32,139,277
Daily Value	\$859,446,348
Average Trade Size	348
% TSX Volume	43.42 %

TSX Volume



TSX Value (in Canadian Dollars)



Top 20 TSX Symbols by Volume

Symbol	TSX Volume	TSX Value
ECN	3,001,496	\$15,941,026
TRP	1,935,835	\$117,040,888
CM	1,806,422	\$265,355,348
ENB	1,583,336	\$77,201,183
BBD.B	1,517,478	\$2,621,755
HEXO	1,333,443	\$1,393,194
SU	1,034,255	\$32,627,384
MDA	992,264	\$9,298,389
BTE	791,703	\$2,881,693
CPG	744,384	\$4,592,567
T	744,223	\$22,006,324
XIU	725,015	\$23,611,904
BB	714,798	\$8,855,553
HUT	669,206	\$7,430,823
AC	644,361	\$13,843,976
CNQ	601,438	\$31,445,819
MPVD	595,310	\$422,393
MFC	586,934	\$14,057,872
BNS	570,445	\$51,215,802
AH	567,914	\$78,713

Top 20 TSX Symbols by Value

Symbol	TSX Volume	TSX Value
CM	1,806,422	\$265,355,348
TRP	1,935,835	\$117,040,888
ENB	1,583,336	\$77,201,183
BNS	570,445	\$51,215,802
RY	368,815	\$49,390,324
TD	411,581	\$39,666,712
SHOP	21,461	\$39,112,371
SU	1,034,255	\$32,627,384
CNQ	601,438	\$31,445,819
CNR	194,915	\$30,587,269
BMO	215,745	\$29,299,548
XIU	725,015	\$23,611,904
T	744,223	\$22,006,324
NA	213,470	\$20,801,669
FFH	33,647	\$20,708,078
CSU	8,078	\$18,762,805
CP	202,808	\$18,693,726
ATD	327,631	\$17,186,540
NTR	173,600	\$16,754,931
ECN	3,001,496	\$15,941,026

ETF Trading

Daily Volume	5,668,865	Average Trade Value	\$8,185
Daily Value	\$129,619,975	Average Trade Size	358
# Trades	15,836	# of ETFs Traded	612

Top 10 ETFs by TSX Volume

Symbol	Market Volume	Market Value
XIU	725,015	\$23,611,904
ZAG	274,068	\$4,305,838
HNU	198,496	\$1,581,872
DLR	195,798	\$2,522,866
BTCC.B	160,432	\$1,553,252
XEG	152,347	\$1,595,977
ETHX.B	145,393	\$2,800,282
BTCX.B	135,252	\$1,334,107
HSU	125,694	\$2,616,091
XIC	125,377	\$4,256,957

Top 10 ETFs by TSX Value

Symbol	Market Volume	Market Value
XIU	725,015	\$23,611,904
HXT	91,019	\$4,637,900
ZAG	274,068	\$4,305,838
XIC	125,377	\$4,256,957
ZEB	107,111	\$4,177,196
ETHX.B	145,393	\$2,800,282
HSU	125,694	\$2,616,091
DLR	195,798	\$2,522,866
VFV	22,962	\$2,477,611
XSP	48,497	\$2,469,692

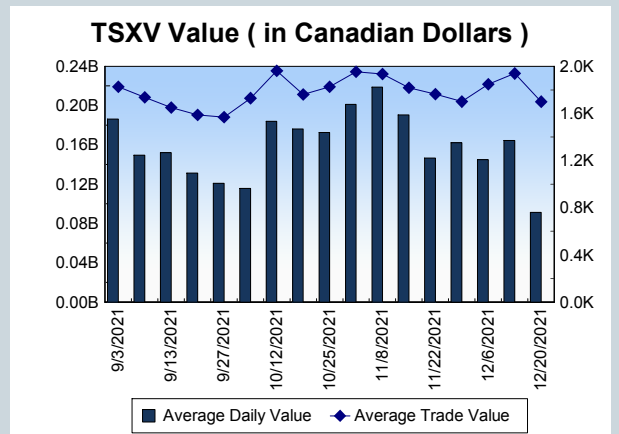
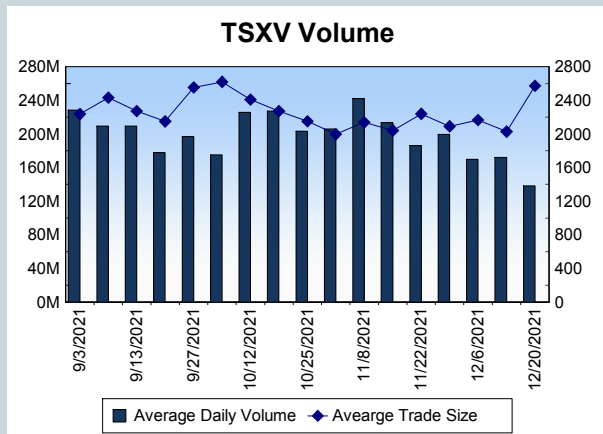
Block Trades	Non Block Trades
124	209,799

Top 5 Block Trade Brokers by Volume	
Broker	TSX Block Volume
CANACCORD GENUITY CORI	4,885,900
QUESTRADE INC.	3,240,000
GOLDMAN SACHS CANADA I	2,317,000
BMO NESBITT BURNS INC.	2,023,500
ECHELON WEALTH PARTNEI	1,499,400

Top 5 Block Trade Symbols by Volume	
Symbol	TSX Block Volume
ECN	2,499,400
TRP	1,657,000
CM	1,462,400
ENB	1,074,800
MDA	818,500

TSXV	
Daily Volume	58,197,123
Daily Value	\$36,010,290
Daily Trades	19,549
Daily Symbols Traded	1,060

TSXV ANONYMOUS TRADING	
Daily Volume	25,076,331
Daily Value	\$17,797,755
Average Trade Size	3,107
% TSXV Volume	43.09%



Top 20 TSXV Symbols by Volume		
Symbol	TSXV Volume	TSXV Value
ELXR	1,885,353	\$18,869
SPC	1,429,078	\$223,382
SVA	990,148	\$1,900,073
HIVE	921,424	\$3,618,367
NBM	807,564	\$321,479
AAZ	782,361	\$51,714
USCU	752,000	\$56,400
NRG	745,900	\$59,658
FNR	713,572	\$24,975
ZEN	661,337	\$3,441,811
CMC	647,929	\$139,165
EAM	645,888	\$203,299
NSP	624,027	\$15,693
DMGI	566,787	\$529,551
PAN	553,000	\$5,530
SRI	543,000	\$38,010
DEF	512,934	\$220,160
NOT	511,155	\$545,357
MCG	483,800	\$4,838
C	476,200	\$21,430

Top 20 TSXV Symbols by Value		
Symbol	TSXV Volume	TSXV Value
HIVE	921,424	\$3,618,367
ZEN	661,337	\$3,441,811
BITF	431,814	\$3,267,948
SVA	990,148	\$1,900,073
GBR	32,335	\$923,000
NFG	105,023	\$902,046
NOT	511,155	\$545,357
NLC	85,776	\$540,890
DMGI	566,787	\$529,551
NBVA	239,056	\$444,950
FOBI	284,143	\$433,853
OYL	198,838	\$406,819
THNK	338,380	\$404,807
NGEX	195,377	\$396,289
NXH	104,092	\$364,544
RUP	60,300	\$349,781
SVI	48,078	\$322,774
NBM	807,564	\$321,479
PGZ	417,500	\$313,300
SLHG	161,408	\$301,465

Dark TSX/TSXV Trading			
Volume	4,089,170	Daily Trades	20,475
Value	137,521,635	Daily Symbols Traded	1,016