

DAILY REPORT



For more information, email trading_sales@tsx.com

December 29, 2021

Indices	December 29 Close	Previous Close	Change	% Change
S&P/TSX Composite Index	21,344.65			%
S&P/TSX 60 Index	1,296.34			%
S&P/TSX Venture Composite	924.28			%
S&P/TSX Completion Index	1,218.78			%
S&P/TSX Smallcap Index	769.65			%

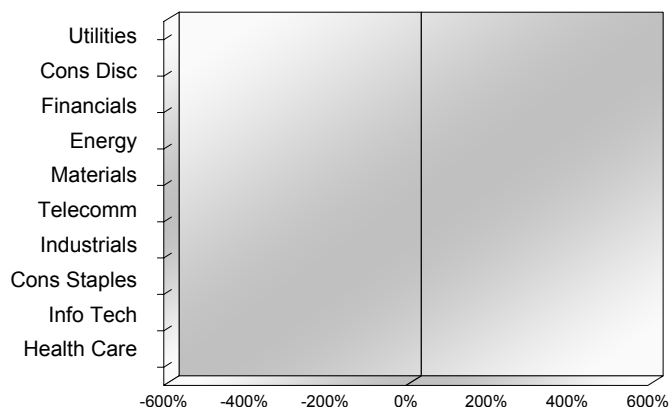
S&P/TSX Composite Index		
Advancers	Decliners	Unchanged
0	0	0

S&P/TSX Composite Index			
Top 10 Index Contributors		Top 10 Index Detractors	
Constituent	Index Contribution	Constituent	Index Contribution

S&P/TSX Composite Index			
Top 10 Advancers		Top 10 Decliners	
Constituent	Return	Constituent	Return
	%		%

S&P/TSX Composite Index				
Sector	# of Index Constituents	Weight	Market Cap (\$B)	Index Contribution
Utilities	16	%	\$140.70	
Consumer Discretionary	14	%	\$113.01	
Financials	28	%	\$1,004.72	
Energy	32	%	\$408.07	
Materials	55	%	\$355.78	
Communication Services	7	%	\$146.39	
Industrials	30	%	\$373.00	
Consumer Staples	12	%	\$116.20	
Information Technology	16	%	\$336.35	
Health Care	8	%	\$24.00	
S&P/TSX Composite Index	218	%	\$3,018.21	

S&P/TSX Composite Index - Sectors Returns



This report is published by TSX Inc. TSX Inc. does not guarantee either the completeness or the accuracy of this information. The information contained in this report is provided for informational purposes only and you agree not to rely upon the information contained in this report for any trading, business or financial purpose. These sheets are printed in Canada and issued by TSX Inc. under the express condition, to which everyone receiving or making use thereof assents, that no liability shall be incurred by TSX Inc. or its affiliated companies or any other vendor or donor, including, without limitation, for reliance on or for any errors or inaccuracies in this report. Neither TMX Group Limited, TSX Inc., nor any of their affiliated companies, guarantees the completeness of the information contained in this document and are not responsible for any errors or omission in or your use of, or reliance on, the information. This publication is under copyright. © 2016 TSX Inc. All rights reserved. Do not copy, distribute, sell or modify this publication without the prior written consent of TSX Inc. <http://www.tsx.com/trading>

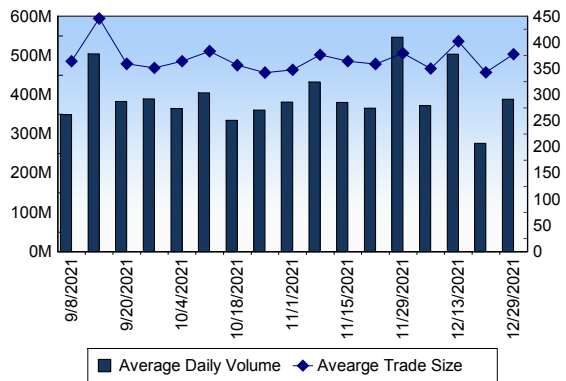
TSX

Daily Volume	388,499,383
Daily Value	\$10,437,183,998
Daily Trades	1,029,205
Daily Symbols Traded	2,170

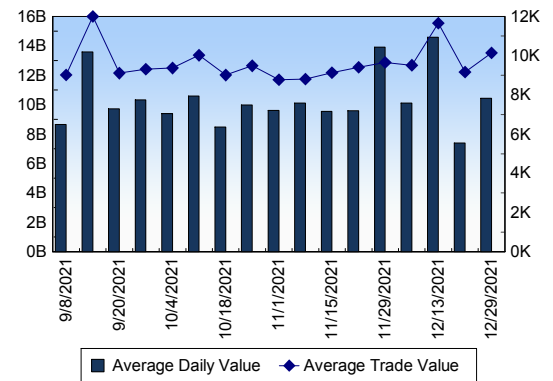
TSX ANONYMOUS TRADING

Daily Volume	156,612,161
Daily Value	\$4,328,225,472
Average Trade Size	328
% TSX Volume	40.31 %

TSX Volume



TSX Value (in Canadian Dollars)



Top 20 TSX Symbols by Volume

Symbol	TSX Volume	TSX Value
TRP	10,864,454	\$656,101,186
BNS	7,349,212	\$670,254,416
BTE	7,024,374	\$27,323,948
CPG	6,813,476	\$45,473,371
CVE	6,342,461	\$99,116,158
SU	6,266,581	\$199,155,026
HEXO	6,076,358	\$5,625,011
MFC	5,735,132	\$139,081,410
CNQ	5,419,124	\$290,893,990
BBD.B	5,017,624	\$8,422,249
ABX	4,849,673	\$114,444,601
QSR	4,360,540	\$337,049,492
CM	4,318,166	\$637,954,238
SAU	4,275,980	\$675,826
ARX	3,896,245	\$46,267,102
K	3,838,272	\$27,636,215
YRI	3,794,957	\$20,015,661
ENB	3,548,249	\$174,040,832
WEED	3,517,789	\$39,826,909
TD	3,427,481	\$334,566,606

Top 20 TSX Symbols by Value

Symbol	TSX Volume	TSX Value
BNS	7,349,212	\$670,254,416
TRP	10,864,454	\$656,101,186
CM	4,318,166	\$637,954,238
RY	2,976,264	\$401,300,771
QSR	4,360,540	\$337,049,492
TD	3,427,481	\$334,566,606
NA	3,297,207	\$320,116,893
CNQ	5,419,124	\$290,893,990
SHOP	162,865	\$288,179,109
BMO	1,698,259	\$232,983,620
SU	6,266,581	\$199,155,026
NTR	2,013,428	\$196,389,551
BCE	2,773,404	\$182,782,314
ENB	3,548,249	\$174,040,832
CNR	968,289	\$151,323,993
MFC	5,735,132	\$139,081,410
CP	1,343,400	\$124,088,337
PPL	3,072,194	\$118,692,454
ABX	4,849,673	\$114,444,601
RCI.B	1,807,211	\$108,572,700

ETF Trading

Daily Volume	34,022,314	Average Trade Value	\$8,541
Daily Value	\$696,418,304	Average Trade Size	417
# Trades	81,535	# of ETFs Traded	854

Top 10 ETFs by TSX Volume

Symbol	Market Volume	Market Value
HNU	3,241,900	\$29,694,004
XEG	2,308,750	\$24,790,744
XIU	2,184,102	\$71,498,438
BTCC.B	1,974,210	\$17,746,122
ETHX.B	1,515,841	\$26,792,110
HND	1,508,693	\$40,022,352
DLR	1,473,540	\$18,985,863
HOD	812,117	\$6,298,896
ZAG	587,608	\$9,211,659
BTCX.B	537,169	\$4,932,543

Top 10 ETFs by TSX Value

Symbol	Market Volume	Market Value
XIU	2,184,102	\$71,498,438
HND	1,508,693	\$40,022,352
HNU	3,241,900	\$29,694,004
HXT	531,593	\$27,218,126
ETHX.B	1,515,841	\$26,792,110
XEG	2,308,750	\$24,790,744
ZEB	510,696	\$20,043,493
DLR	1,473,540	\$18,985,863
VFV	163,886	\$17,875,878
BTCC.B	1,974,210	\$17,746,122

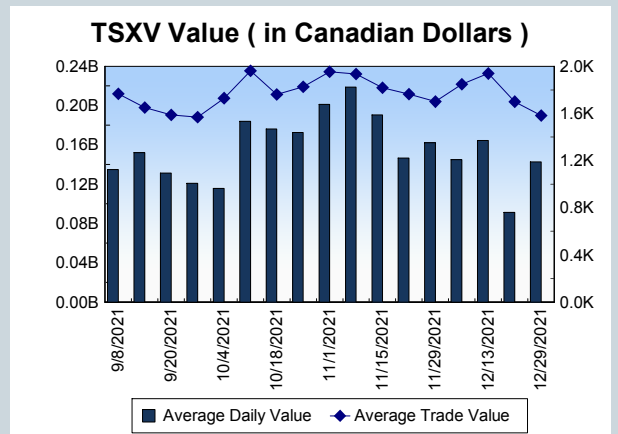
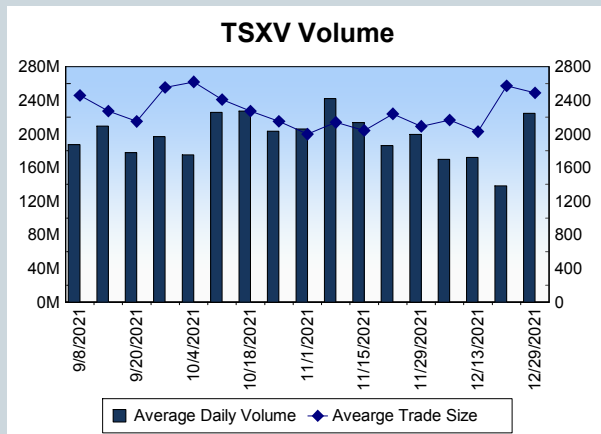
Block Trades	Non Block Trades
1,105	1,028,100

Top 5 Block Trade Brokers by Volume	
Broker	TSX Block Volume
TD SECURITIES INC.	21,759,700
BMO NESBITT BURNS INC.	20,063,300
RBC CAPITAL MARKETS	14,393,100
SOCIETE GENERALE CAPITA	12,111,400
NATIONAL BANK FINANCIAL	10,772,200

Top 5 Block Trade Symbols by Volume	
Symbol	TSX Block Volume
TRP	9,078,400
BNS	4,766,300
QSR	3,991,000
CM	3,139,000
CNQ	2,978,300

TSXV	
Daily Volume	224,320,144
Daily Value	\$142,702,195
Daily Trades	90,173
Daily Symbols Traded	1,453

TSXV ANONYMOUS TRADING	
Daily Volume	99,239,389
Daily Value	\$73,251,501
Average Trade Size	2,843
% TSXV Volume	44.24%



Top 20 TSXV Symbols by Volume		
Symbol	TSXV Volume	TSXV Value
CTA	5,620,400	\$56,404
CMC	4,256,283	\$878,937
GLDL	4,122,450	\$742,093
MAI	2,761,701	\$1,404,316
HIVE	2,718,510	\$9,467,790
CSTR	2,291,823	\$287,730
KLM	2,068,000	\$57,405
QYOU	1,875,697	\$407,696
BITF	1,470,633	\$9,792,034
SUGR	1,449,653	\$36,446
NBM	1,235,478	\$504,865
AAZ	1,162,531	\$80,888
THRM	1,130,847	\$491,324
TAL	1,049,769	\$431,609
MPM	1,013,525	\$672,642
PGM	975,279	\$678,238
PWM	971,013	\$212,726
AME	962,017	\$61,664
FLWR	955,055	\$55,045
CMB	935,523	\$121,155

Top 20 TSXV Symbols by Value		
Symbol	TSXV Volume	TSXV Value
GBR	469,823	\$13,465,068
BITF	1,470,633	\$9,792,034
HIVE	2,718,510	\$9,467,790
ZEN	400,877	\$2,104,913
OYL	824,479	\$1,754,534
NFG	206,051	\$1,751,298
NLC	259,417	\$1,630,906
QIPT	232,707	\$1,626,096
SLI	142,432	\$1,616,202
TOI	14,018	\$1,614,207
RECO	235,177	\$1,413,864
MAI	2,761,701	\$1,404,316
WFLD	706,776	\$1,385,266
LI	305,064	\$1,340,989
REAX	267,951	\$1,315,179
GMG	219,016	\$1,227,205
ML	267,376	\$1,202,106
EMO	364,419	\$1,091,415
DOC	918,305	\$1,055,068
GRAT	713,452	\$1,028,460

Dark TSX/TSXV Trading			
Volume	16,731,170	Daily Trades	71,996
Value	516,723,769	Daily Symbols Traded	1,473