

DAILY REPORT



For more information, email trading_sales@tsx.com

December 30, 2021

Indices	December 30 Close	Previous Close	Change	% Change
S&P/TSX Composite Index	21,294.64			%
S&P/TSX 60 Index	1,292.46			%
S&P/TSX Venture Composite	933.94			%
S&P/TSX Completion Index	1,218.91			%
S&P/TSX Smallcap Index	770.99			%

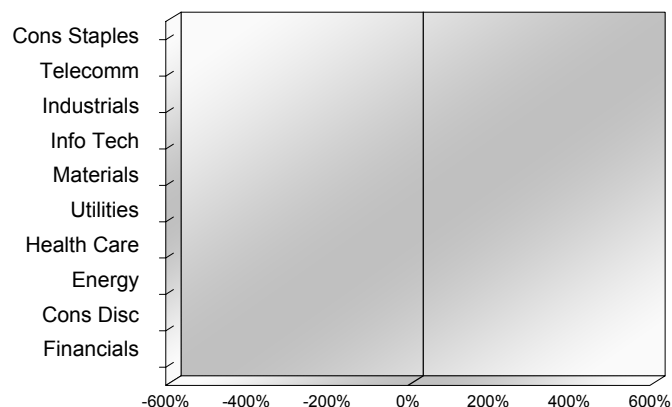
S&P/TSX Composite Index		
Advancers	Decliners	Unchanged
0	0	0

S&P/TSX Composite Index			
Top 10 Index Contributors		Top 10 Index Detractors	
Constituent	Index Contribution	Constituent	Index Contribution

S&P/TSX Composite Index			
Top 10 Advancers		Top 10 Decliners	
Constituent	Return	Constituent	Return
	%		%

S&P/TSX Composite Index				
Sector	# of Index Constituents	Weight	Market Cap (\$B)	Index Contribution
Consumer Staples	12	%	\$116.39	
Communication Services	7	%	\$146.41	
Industrials	30	%	\$370.61	
Information Technology	16	%	\$336.92	
Materials	55	%	\$356.77	
Utilities	16	%	\$140.62	
Health Care	8	%	\$24.08	
Energy	32	%	\$404.63	
Consumer Discretionary	14	%	\$112.86	
Financials	28	%	\$1,001.65	
S&P/TSX Composite Index	218	%	\$3,010.95	

S&P/TSX Composite Index - Sectors Returns



This report is published by TSX Inc. TSX Inc. does not guarantee either the completeness or the accuracy of this information. The information contained in this report is provided for informational purposes only and you agree not to rely upon the information contained in this report for any trading, business or financial purpose. These sheets are printed in Canada and issued by TSX Inc. under the express condition, to which everyone receiving or making use thereof assents, that no liability shall be incurred by TSX Inc. or its affiliated companies or any other vendor or donor, including, without limitation, for reliance on or for any errors or inaccuracies in this report. Neither TMX Group Limited, TSX Inc., nor any of their affiliated companies, guarantees the completeness of the information contained in this document and are not responsible for any errors or omission in or your use of, or reliance on, the information. This publication is under copyright. © 2016 TSX Inc. All rights reserved. Do not copy, distribute, sell or modify this publication without the prior written consent of TSX Inc. <http://www.tsx.com/trading>

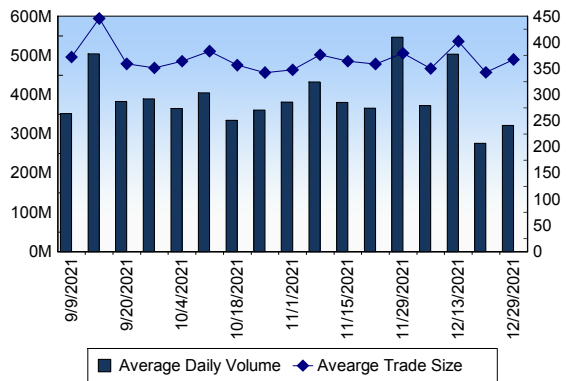
TSX

Daily Volume	255,434,486
Daily Value	\$6,556,344,373
Daily Trades	723,858
Daily Symbols Traded	2,026

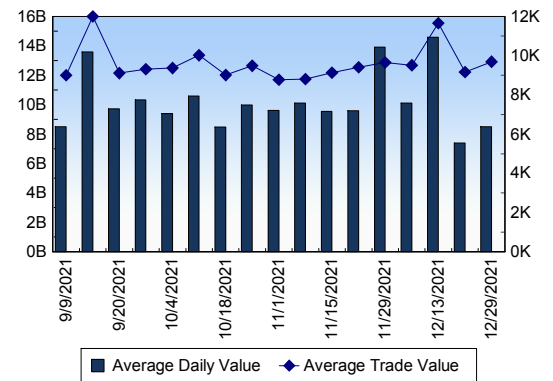
TSX ANONYMOUS TRADING

Daily Volume	111,365,538
Daily Value	\$2,619,116,997
Average Trade Size	319
% TSX Volume	43.60 %

TSX Volume



TSX Value (in Canadian Dollars)



Top 20 TSX Symbols by Volume

Symbol	TSX Volume	TSX Value
TRP	11,095,045	\$654,741,784
BNS	10,531,099	\$961,985,170
HNU	4,236,143	\$33,671,382
BCE	3,914,561	\$258,100,444
DML	3,871,063	\$6,960,633
HEXO	3,704,196	\$3,424,787
SU	3,690,822	\$116,928,912
FCU	3,607,060	\$2,774,124
CVE	3,501,821	\$54,415,002
GRN	3,251,702	\$3,884,521
BBD.B	3,153,940	\$5,241,284
BTE	2,967,709	\$11,574,213
MFC	2,905,771	\$70,803,539
ETHX.B	2,845,119	\$49,827,576
SAU	2,710,216	\$403,261
CPG	2,599,292	\$17,395,547
WEED	2,385,560	\$27,766,422
ENB	2,274,570	\$112,252,744
K	2,254,760	\$16,507,048
BTCC.B	2,215,435	\$19,901,434

Top 20 TSX Symbols by Value

Symbol	TSX Volume	TSX Value
BNS	10,531,099	\$961,985,170
TRP	11,095,045	\$654,741,784
SHOP	156,278	\$281,177,884
BCE	3,914,561	\$258,100,444
CM	1,146,336	\$169,333,829
TD	1,721,112	\$167,661,478
RY	1,194,130	\$160,873,413
SU	3,690,822	\$116,928,912
ENB	2,274,570	\$112,252,744
CNQ	1,840,351	\$98,440,277
BMO	652,033	\$89,326,643
CNR	555,816	\$86,611,856
NTR	801,020	\$76,743,158
MFC	2,905,771	\$70,803,539
FTS	1,099,156	\$67,274,197
XIU	1,967,051	\$64,496,396
CP	637,896	\$58,510,518
CVE	3,501,821	\$54,415,002
ABX	2,105,792	\$50,324,018
ETHX.B	2,845,119	\$49,827,576

ETF Trading

Daily Volume	25,557,144	Average Trade Value	\$9,766
Daily Value	\$511,558,170	Average Trade Size	488
# Trades	52,380	# of ETFs Traded	770

Top 10 ETFs by TSX Volume

Symbol	Market Volume	Market Value
HNU	4,236,143	\$33,671,382
ETHX.B	2,845,119	\$49,827,576
BTCC.B	2,215,435	\$19,901,434
XIU	1,967,051	\$64,496,396
XEG	799,526	\$8,462,537
HND	734,173	\$22,407,719
ETHX.U	675,814	\$11,613,744
BTCC	457,055	\$4,435,852
XIC	453,856	\$15,413,256
DLR	395,256	\$5,078,608

Top 10 ETFs by TSX Value

Symbol	Market Volume	Market Value
XIU	1,967,051	\$64,496,396
ETHX.B	2,845,119	\$49,827,576
HNU	4,236,143	\$33,671,382
HND	734,173	\$22,407,719
BTCC.B	2,215,435	\$19,901,434
XIC	453,856	\$15,413,256
VFV	136,594	\$14,841,555
HXT	280,194	\$14,374,955
ZEB	310,500	\$12,182,662
ETHX.U	675,814	\$11,613,744

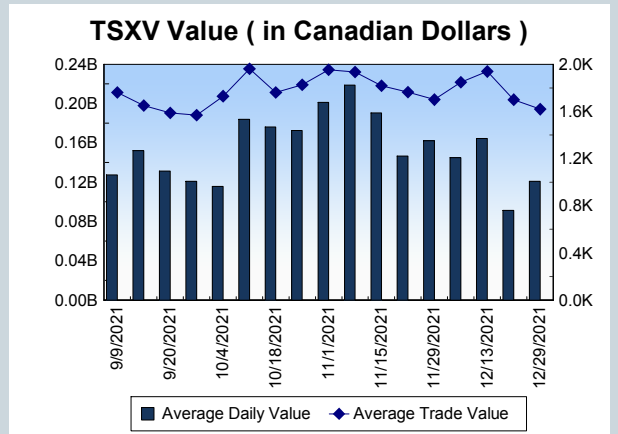
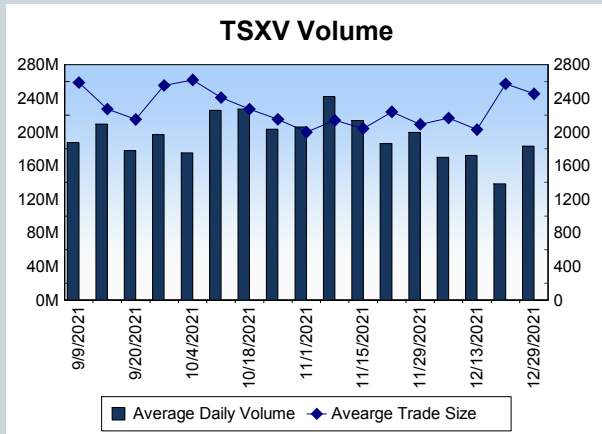
Block Trades	Non Block Trades
502	723,356

Top 5 Block Trade Brokers by Volume	
Broker	TSX Block Volume
NATIONAL BANK FINANCIAL	9,360,200
BMO NESBITT BURNS INC.	6,688,100
CIBC WORLD MARKETS INC.	5,665,900
TD SECURITIES INC.	5,548,100
MERRILL LYNCH CANADA LT	4,719,100

Top 5 Block Trade Symbols by Volume	
Symbol	TSX Block Volume
TRP	9,551,500
BNS	7,824,100
BCE	3,205,300
GRN	1,558,200
MFC	827,900

TSXV	
Daily Volume	141,549,269
Daily Value	\$98,858,132
Daily Trades	59,043
Daily Symbols Traded	1,281

TSXV ANONYMOUS TRADING	
Daily Volume	67,456,990
Daily Value	\$51,805,776
Average Trade Size	2,539
% TSXV Volume	47.66%



Top 20 TSXV Symbols by Volume		
Symbol	TSXV Volume	TSXV Value
VRB	3,262,312	\$183,148
KLM	2,509,500	\$80,655
HIVE	2,359,772	\$8,187,265
CPL	2,163,008	\$245,667
JTR	2,081,766	\$124,905
VLI	1,949,878	\$412,618
NUG	1,891,966	\$56,563
ILC	1,622,151	\$189,738
DM	1,586,446	\$232,515
GXU	1,499,149	\$529,447
CSTR	1,359,111	\$180,599
GLDL	1,318,878	\$186,884
ID	1,226,334	\$18,395
NBM	1,108,898	\$430,112
FO	1,104,000	\$143,980
CTA	1,086,000	\$10,810
TAL	1,082,466	\$474,404
CUSN	991,082	\$479,033
SOP.H	985,900	\$39,146
CMC	969,924	\$199,716

Top 20 TSXV Symbols by Value		
Symbol	TSXV Volume	TSXV Value
GBR	368,633	\$10,600,716
HIVE	2,359,772	\$8,187,265
BITF	748,935	\$4,944,563
SVI	327,544	\$2,270,229
NLC	321,932	\$2,024,300
NFG	192,226	\$1,645,433
GMG	308,819	\$1,642,828
URC	313,942	\$1,428,357
EU	802,461	\$1,302,222
SLI	104,322	\$1,233,334
QIPT	154,493	\$1,087,245
ARTG	157,415	\$1,065,972
NPR	422,588	\$1,049,536
SALT	644,029	\$1,047,325
ZEN	201,500	\$1,041,262
AVN	613,735	\$993,665
FOBI	737,502	\$977,412
RECO	159,840	\$944,373
LI	214,106	\$923,213
NBVA	459,849	\$915,649

Dark TSX/TSXV Trading			
Volume	11,657,670	Daily Trades	48,124
Value	346,925,243	Daily Symbols Traded	1,299