

DAILY REPORT



For more information, email trading_sales@tsx.com

December 3, 2025

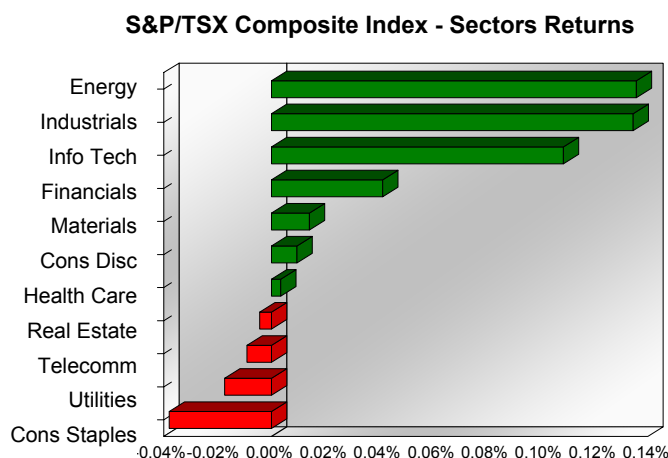
Indices	December 3 Close	Previous Close	Change	% Change
S&P/TSX Composite Index	31,160.54	31,049.28		0.36 %
S&P/TSX 60 Index	1,831.05	1,825.03		0.33 %
S&P/TSX Venture Composite	943.00	936.33		0.71 %
S&P/TSX Completion Index	2,029.00	2,019.65		0.46 %
S&P/TSX Smallcap Index	1,168.92	1,163.21		0.49 %

S&P/TSX Composite Index		
Advancers	Decliners	Unchanged
119	93	0

S&P/TSX Composite Index			
Top 10 Index Contributors		Top 10 Index Detractors	
Constituent	Index Contribution	Constituent	Index Contribution
SHOP	32.61	ABX	-10.65
RY	24.07	ENB	-9.93
CP	17.05	NA	-7.31
CNR	13.82	ATD	-6.46
CNQ	10.34	TD	-5.95
CVE	9.17	BNS	-5.50
FM	8.07	K	-4.75
SU	7.89	IFC	-4.38
IVN	6.68	CSU	-3.80
BMO	6.23	AEM	-3.49

S&P/TSX Composite Index			
Top 10 Advancers		Top 10 Decliners	
Constituent	Return	Constituent	Return
IVN	8.55%	GMIN	-4.19%
CS	8.36%	OLA	-4.12%
IPCO	7.74%	EDR	-3.56%
HBM	5.66%	AYA	-3.34%
FM	5.17%	WDO	-2.65%
CURA	4.63%	RCI.B	-2.42%
DML	3.87%	NGD	-2.40%
LUN	3.76%	FVI	-1.99%
TVE	3.73%	SOBO	-1.72%
CVE	3.66%	EIF	-1.67%

S&P/TSX Composite Index				
Sector	# of Index Constituents	Weight	Market Cap (\$B)	Index Contribution
Energy	37	15.47 %	\$689.49	42.16
Industrials	29	10.78 %	\$480.29	41.77
Information Technology	9	9.97 %	\$444.08	33.73
Financials	24	32.40 %	\$1,443.62	12.84
Materials	50	17.38 %	\$774.64	4.39
Consumer Discretionary	9	3.33 %	\$148.24	2.96
Health Care	4	0.27 %	\$11.91	1.07
Real Estate	19	1.50 %	\$67.06	-1.36
Communication Services	5	2.00 %	\$89.09	-2.83
Utilities	14	3.50 %	\$156.08	-5.38
Consumer Staples	11	3.40 %	\$151.67	-11.81
S&P/TSX Composite Index	211	100.00 %	\$4,456.18	117.55



This report is published by TSX Inc. TSX Inc. does not guarantee either the completeness or the accuracy of this information. The information contained in this report is provided for informational purposes only and you agree not to rely upon the information contained in this report for any trading, business or financial purpose. These sheets are printed in Canada and issued by TSX Inc. under the express condition, to which everyone receiving or making use thereof assents, that no liability shall be incurred by TSX Inc. or its affiliated companies or any other vendor or donor, including, without limitation, for reliance on or for any errors or inaccuracies in this report. Neither TMX Group Limited, TSX Inc., nor any of their affiliated companies, guarantees the completeness of the information contained in this document and are not responsible for any errors or omission in or your use of, or reliance on, the information. This publication is under copyright. © 2016 TSX Inc. All rights reserved. Do not copy, distribute, sell or modify this publication without the prior written consent of TSX Inc.

<http://www.tsx.com/trading>

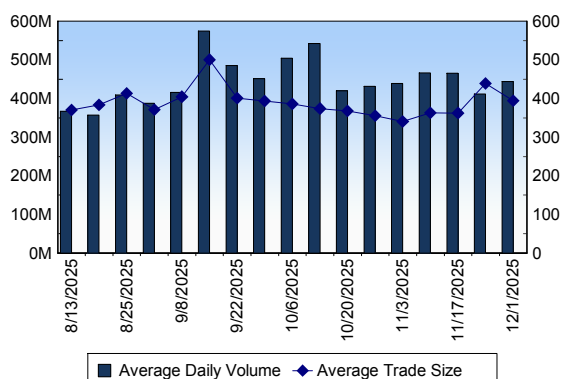
TSX

Daily Volume	444,918,770
Daily Value	\$17,196,364,100
Daily Trades	1,076,691
Daily Symbols Traded	2,345

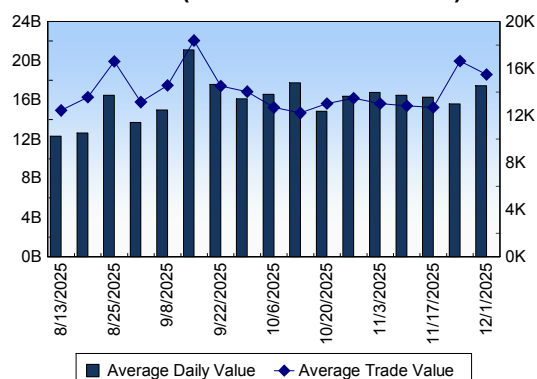
TSX ANONYMOUS TRADING

Daily Volume	219,539,196
Daily Value	\$9,000,172,712
Average Trade Size	376
% TSX Volume	49.34 %

TSX Volume



TSX Value (in Canadian Dollars)



Top 20 TSX Symbols by Volume

Symbol	TSX Volume	TSX Value
CNQ	23,675,348	\$1,127,562,076
CVE	18,266,740	\$463,994,047
T	15,428,127	\$287,590,343
SU	13,438,973	\$834,906,652
FF	11,267,097	\$5,361,098
MFC	10,718,390	\$524,791,885
ENB	8,642,670	\$576,859,138
BNS	7,804,383	\$764,299,964
BAM	6,820,257	\$501,097,621
CS	6,103,917	\$77,671,091
HND	5,495,384	\$30,331,433
IVN	5,156,920	\$79,108,526
BCE	4,895,917	\$158,993,127
BITF	4,426,513	\$18,870,717
WELL	4,013,224	\$15,675,221
FOM	3,950,750	\$16,950,306
RY	3,855,265	\$841,157,878
K	3,844,061	\$146,255,983
BTE	3,824,980	\$17,237,073
WCP	3,781,206	\$44,790,568

Top 20 TSX Symbols by Value

Symbol	TSX Volume	TSX Value
CNQ	23,675,348	\$1,127,562,076
RY	3,855,265	\$841,157,878
SU	13,438,973	\$834,906,652
BNS	7,804,383	\$764,299,964
ENB	8,642,670	\$576,859,138
MFC	10,718,390	\$524,791,885
NA	3,037,814	\$512,420,629
BAM	6,820,257	\$501,097,621
CVE	18,266,740	\$463,994,047
CNR	3,278,069	\$447,692,832
TD	3,334,872	\$392,945,546
BMO	2,179,668	\$385,375,339
T	15,428,127	\$287,590,343
SHOP	1,270,545	\$282,617,694
CM	2,187,196	\$265,180,689
TRP	3,440,181	\$257,724,657
FTS	2,835,038	\$202,274,954
ABX	3,434,242	\$195,219,181
AEM	799,071	\$188,851,576
BN	2,617,897	\$169,935,416

ETF Trading

Daily Volume	46,323,163	Average Trade Value	\$12,415
Daily Value	\$1,209,094,228	Average Trade Size	476
# Trades	97,388	# of ETFs Traded	1,310

Top 10 ETFs by TSX Volume

Symbol	Market Volume	Market Value
HND	5,495,384	\$30,331,433
XEG	1,947,124	\$38,830,183
XIU	1,823,887	\$84,088,414
ZEB	1,678,708	\$93,733,498
ZAG	1,280,878	\$17,839,228
HOU	1,241,154	\$11,507,330
HOD	1,162,755	\$6,468,225
TSLA	1,135,365	\$44,365,737
MSTE	992,170	\$5,615,783
HNU	990,173	\$25,928,172

Top 10 ETFs by TSX Value

Symbol	Market Volume	Market Value
ZEB	1,678,708	\$93,733,498
XIU	1,823,887	\$84,088,414
TSLA	1,135,365	\$44,365,737
XEG	1,947,124	\$38,830,183
VFV	224,641	\$38,086,053
HND	5,495,384	\$30,331,433
NVDA	723,170	\$29,656,149
XIC	578,420	\$28,818,144
HNU	990,173	\$25,928,172
GOOG	390,074	\$20,278,986

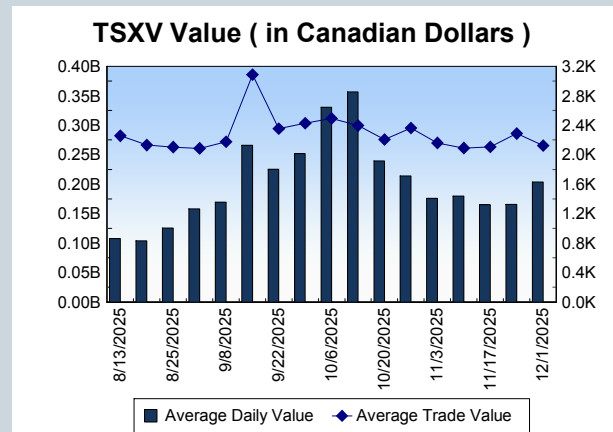
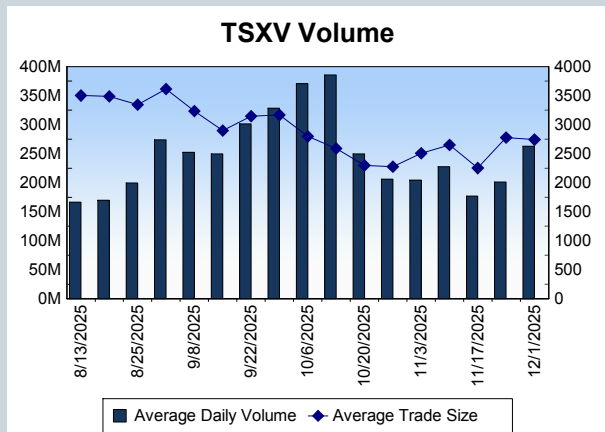
Block Trades	Non Block Trades
1,774	1,074,917

Top 5 Block Trade Brokers by Volume	
Broker	TSX Block Volume
RBC CAPITAL MARKETS	47,506,100
BMO NESBITT BURNS INC.	35,862,800
GOLDMAN SACHS CANADA I	29,739,300
TD SECURITIES INC.	24,820,100
NATIONAL BANK FINANCIAL	12,801,000

Top 5 Block Trade Symbols by Volume	
Symbol	TSX Block Volume
CNQ	19,661,900
CVE	12,999,300
SU	11,049,200
MFC	8,806,300
ENB	6,096,600

TSXV	
Daily Volume	252,070,977
Daily Value	\$193,726,944
Daily Trades	88,643
Daily Symbols Traded	1,119

TSXV ANONYMOUS TRADING	
Daily Volume	148,319,899
Daily Value	\$119,692,123
Average Trade Size	2,934
% TSXV Volume	58.84%



Top 20 TSXV Symbols by Volume		
Symbol	TSXV Volume	TSXV Value
RECO	7,918,963	\$5,264,111
INEO	5,631,000	\$56,310
CH	4,633,723	\$1,732,435
TAO	4,236,330	\$317,725
GRSL	4,044,030	\$1,215,702
MGG	3,613,395	\$1,340,718
SSV	3,549,401	\$1,888,449
FO	2,976,996	\$586,126
VCU	2,811,149	\$375,277
CGNT	2,659,145	\$1,092,058
BSK	2,539,966	\$103,338
CQR	2,425,340	\$135,666
TUD	2,384,602	\$1,908,951
NILI	2,358,366	\$1,456,864
SCZ	2,314,403	\$6,936,530
AGX	2,270,404	\$1,583,870
SPA	2,127,473	\$566,137
SCD	2,126,670	\$282,185
ATX	2,091,439	\$5,442,224
GSVR	1,988,259	\$1,033,701

Top 20 TSXV Symbols by Value		
Symbol	TSXV Volume	TSXV Value
TOI	63,425	\$7,980,346
PNG	1,357,112	\$7,904,251
SCZ	2,314,403	\$6,936,530
ZDC	973,339	\$5,794,874
HIVE	1,270,542	\$5,697,707
ARTG	153,619	\$5,452,430
ATX	2,091,439	\$5,442,224
RECO	7,918,963	\$5,264,111
LMN	168,662	\$4,591,120
NFG	1,069,758	\$4,362,230
HMMC	921,821	\$3,635,977
SLI	557,430	\$3,548,071
QNC	1,051,821	\$3,366,782
MLP	699,001	\$2,649,018
KSM	194,892	\$2,513,122
NGEN	392,598	\$2,460,290
UCU	339,173	\$2,289,937
OMG	1,707,945	\$2,068,913
QTWO	1,235,080	\$1,970,537
TUD	2,384,602	\$1,908,951

Dark TSX/TSXV Trading			
Volume	44,346,390	Daily Trades	166,147
Value	1,477,090,235	Daily Symbols Traded	1,794